

Audio test underway:

You should hear audio now via either phone or computer.

If you are having audio issues, or are in a location where listening via phone is preferable, audio is also available on the CDGRS conference line at: 866-823-7699.

For audio via phone: 866-823-7699

For technical assistance: 814-865-5355

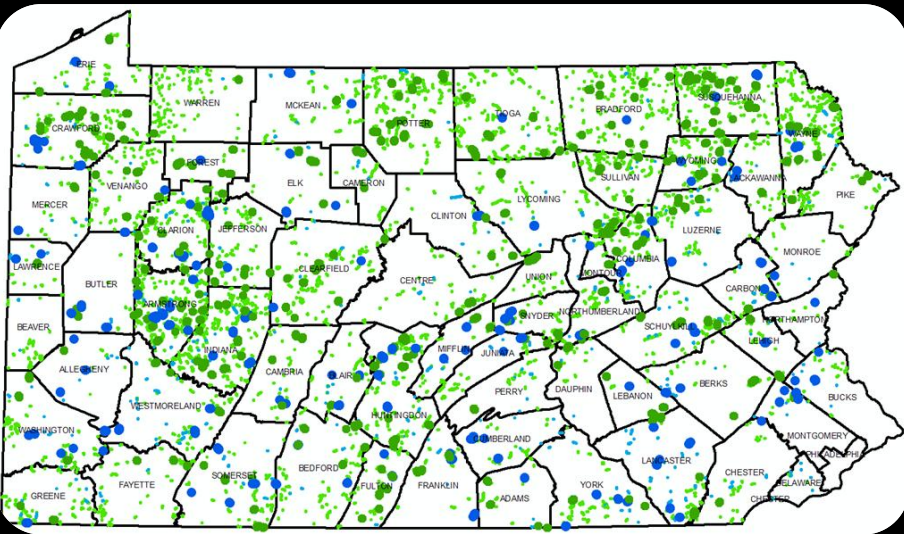
DGLVR Webinar

2017

Annual Summary

2/13/2018

Starts at 10am



If you are reading this, then you are successfully seeing the webinar video. Webinar audio should be automatic through your computer, and options can be accessed in the “audio options” button on the bottom left. If you are having audio issues, or are in a location where listening via phone is preferable, audio is also available on the CDGRS conference line at: 866-823-7699.

For technical assistance, call: 814-865-5355



Q&A

You asked: 02:25 PM

Can you think of an example question?

Steven Michael Bloser answered: 02:25 PM

No, I can't!

Please input your question...

Send Anonymously

Send

Note you can ask a question anonymously

Q&A

Audio Settings ^



Chat



Raise Hand



Q&A

Leave Meeting

For audio via phone: 866-823-7699
For technical assistance: 814-865-5355

Slide # 3

Purpose:

Pause a minute, step back, and look at the big picture of what is being done by the Program.

A lot of figures and stats coming up fast:

- Webinar recording and ppt slides available at www.dirtandgravelroads.org
- Printed Annual Summary Report available soon.



Annual Summary Report Details

Annual Summary Report

Funding Source: County:

Yearly Summary Report

Year	Contracted Count	Contracted Total	Completed Count
2016	0	0.00	1
2015	3	59,943.00	2
2014	0	0.00	3
2013	0	0.00	1
2012	0	0.00	2
2011	0	0.00	2
2010	0	0.00	3
2009	0	0.00	2
2008	0	0.00	3
2007	0	0.00	3
2006	0	0.00	1

ASR Overview (2016/2017)

Total Committed: \$ All Funds

Spending Req.: \$ Costs are

Difference: \$ ASR Cor

• ESM Trainings

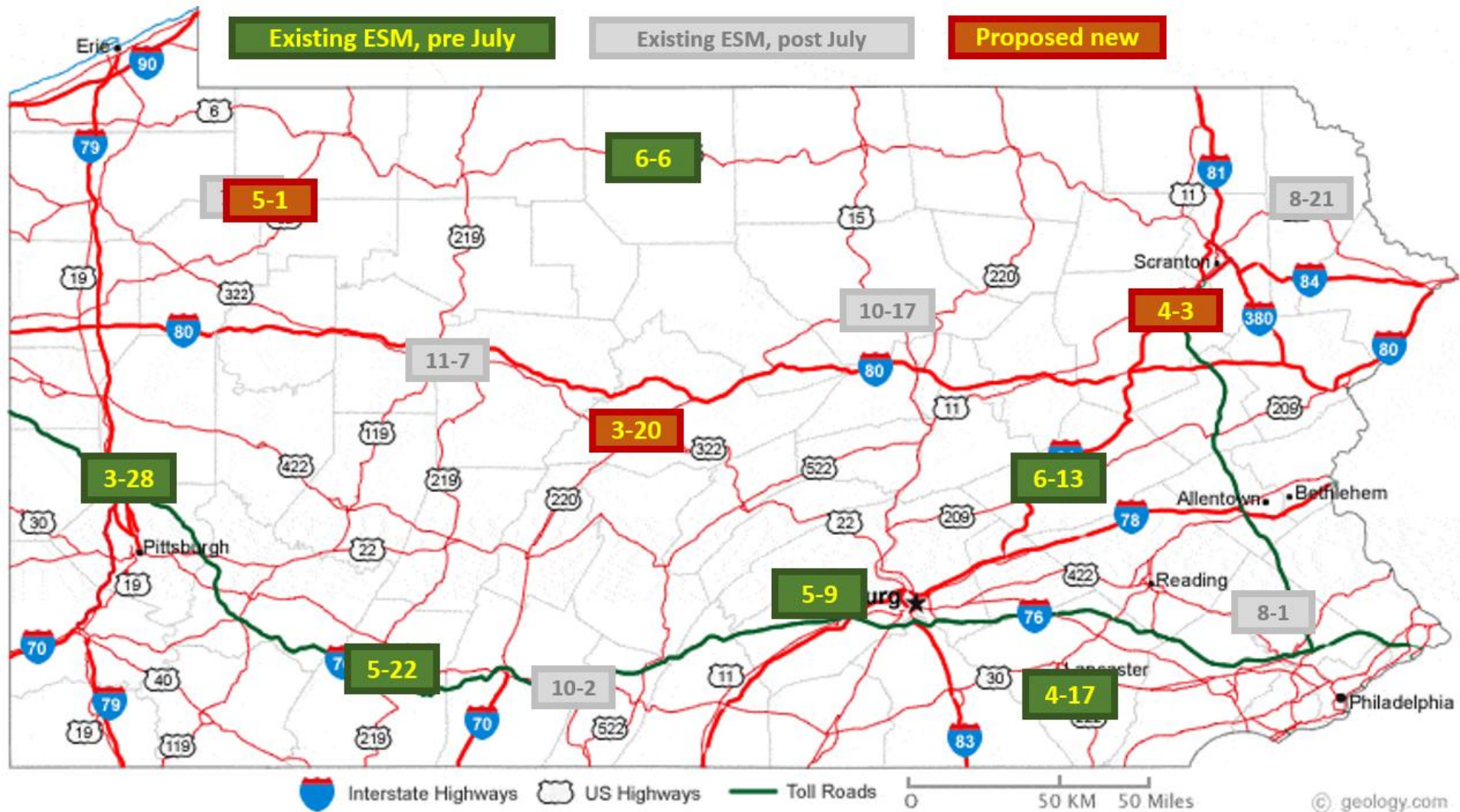
• Project Spending

• Project Deliverables



Audio also available via phone: 866-823-7699
For assistance, call: 814-865-5355

Note Added and Moved ESM Trainings:



For audio via phone: 866-823-7699
For technical assistance: 814-865-5355

ESM Trainings:

3/28-29: Butler

4/3-4: Centre

4/10-11: Venango

4/17-18: Lancaster

5/1-2: Luzerne

5/9-10: Cumberland

5/22-23: Somerset

6/6-7: Potter

6/13-14: Schuylkill

~~7/11-12: Venango~~

8/1-2: Montgomery

8/21-22: Wayne

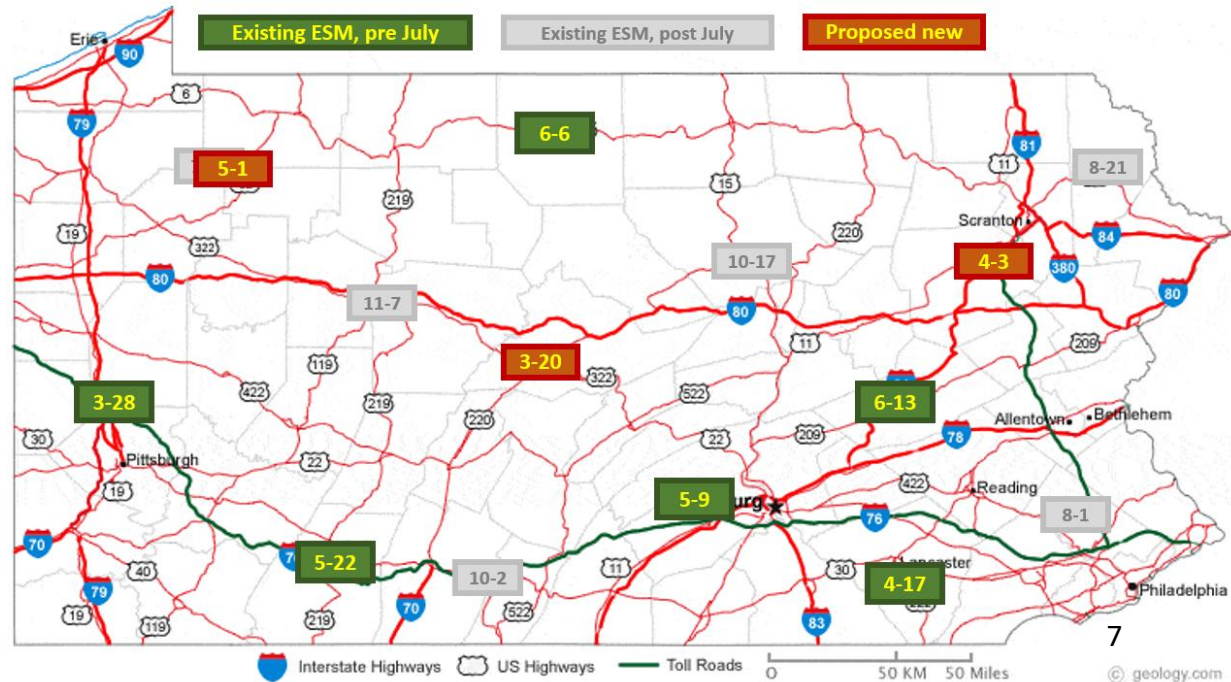
10/2-3: Bedford

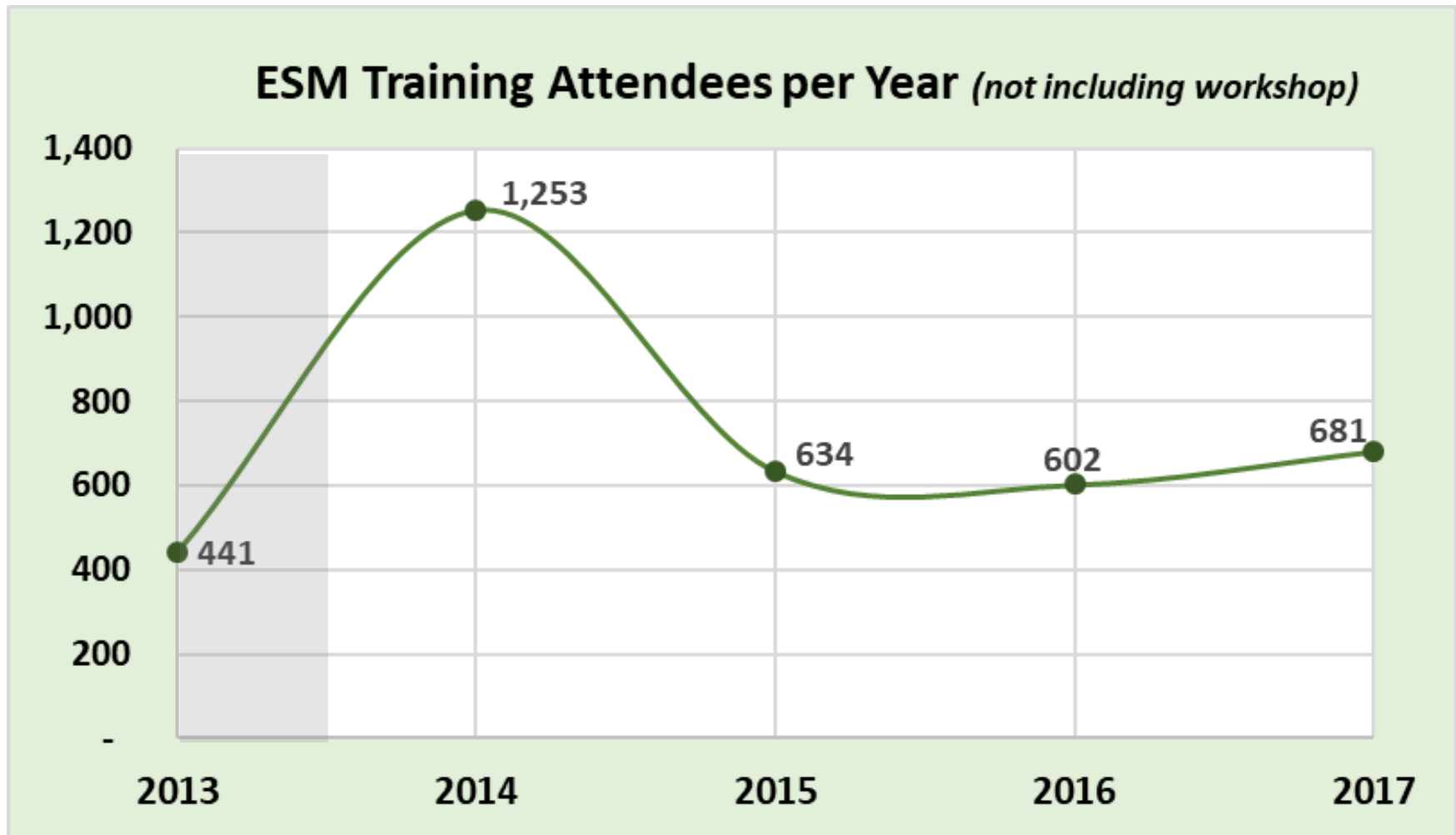
10/17-18: Lycoming

11/7-8: Clearfield

Schedule is updated and registration is open for all courses at

www.dirtandgravelroads.org





- ~50% increase over “old funding levels”
- Potential additional surge with spending requirements and 5-year expirations?

- **ESM Changes for 2018**
 - Only minor tweaks, no major changes
 - **Vegetation Management Module**



- **ESM “Boot Camp” for CDs**
 - Initial planning for 2 sessions this summer
 - Aimed at relatively new technicians
 - ~2.5 days, 75% in the field
 - Includes:
 - Construction basics
 - Survey basics
 - Complete crosspipe installation
 - Comprehensive site diagnostic and plan development

Stay Tuned!

Annual Summary Report Details

Annual Summary Report

Funding Source: County:

Yearly Summary Report

Year	Contracted Count	Contracted Total	Completed Count
2016	0	0.00	1
2015	3	59,943.00	2
2014	0	0.00	3
2013	0	0.00	1
2012	0	0.00	2
2011	0	0.00	2
2010	0	0.00	3
2009	0	0.00	2
2008	0	0.00	3
2007	0	0.00	3
2006	0	0.00	1

ASR Overview (2016/2017)

Total Committed: \$ 680,012.68

Spending Req.: \$ 568,905.00

Difference: \$ 111,107.68

All Funds
 Costs and
 ASR Cor

- **ESM Trainings**

- **Project Spending**

- **Project Deliverables**



Audio also available via phone: 866-823-7699
For assistance, call: 814-865-5355

- **GIS**
 - All Annual Reports done by Jan 31st
 - **Currently in System: ~~\$100~~ \$128 million spent/committed**
 - ~~\$77~~ **\$98 Million in completed projects** (DnG & LVR combined)
 - ~~\$24~~ **\$30 Million in contracted projects** (DnG & LVR combined)

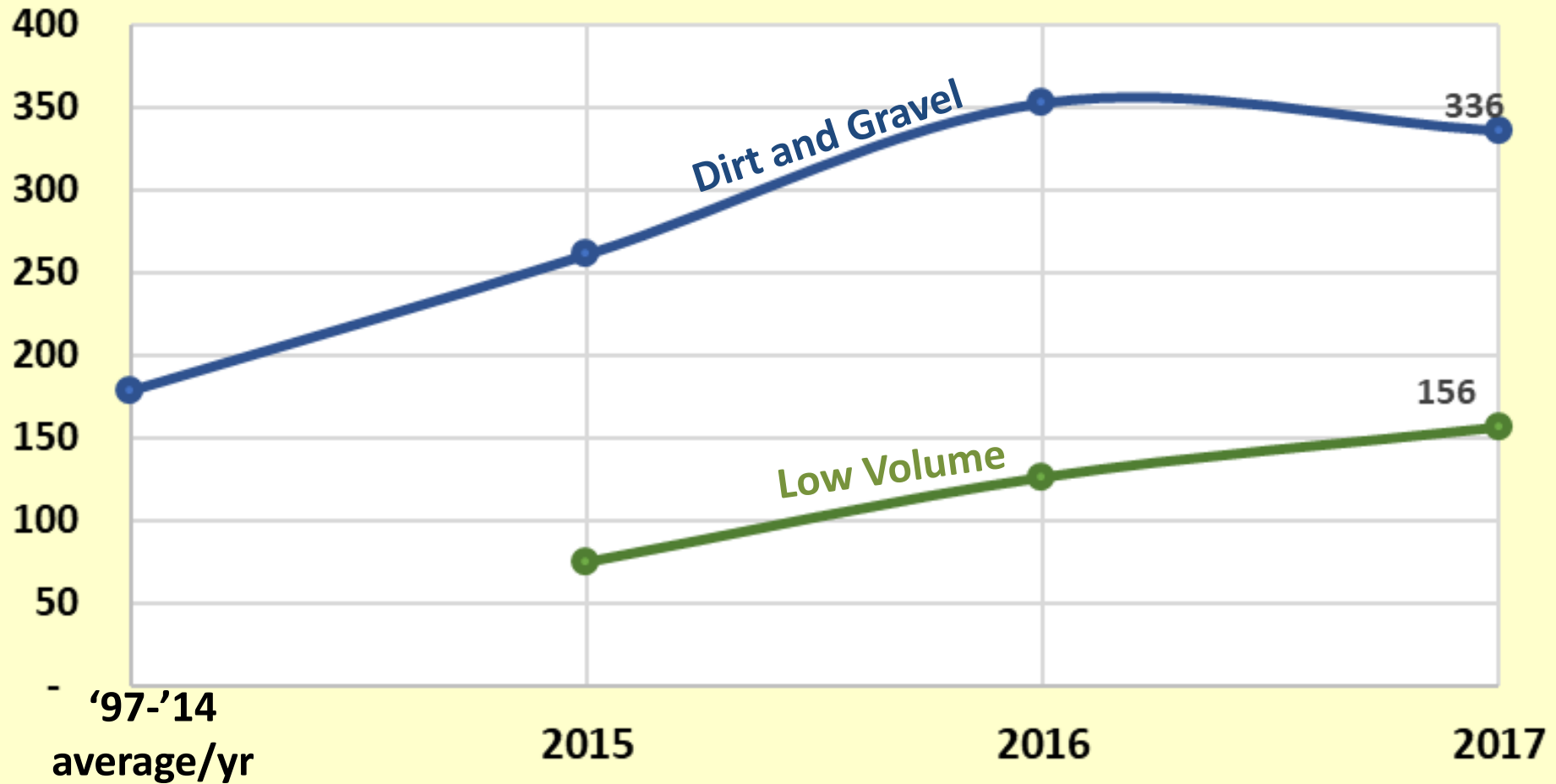
Audio also available via phone: 866-823-7699

For assistance, call: 814-865-5355

Big Picture: FY 2018-19 Allocations

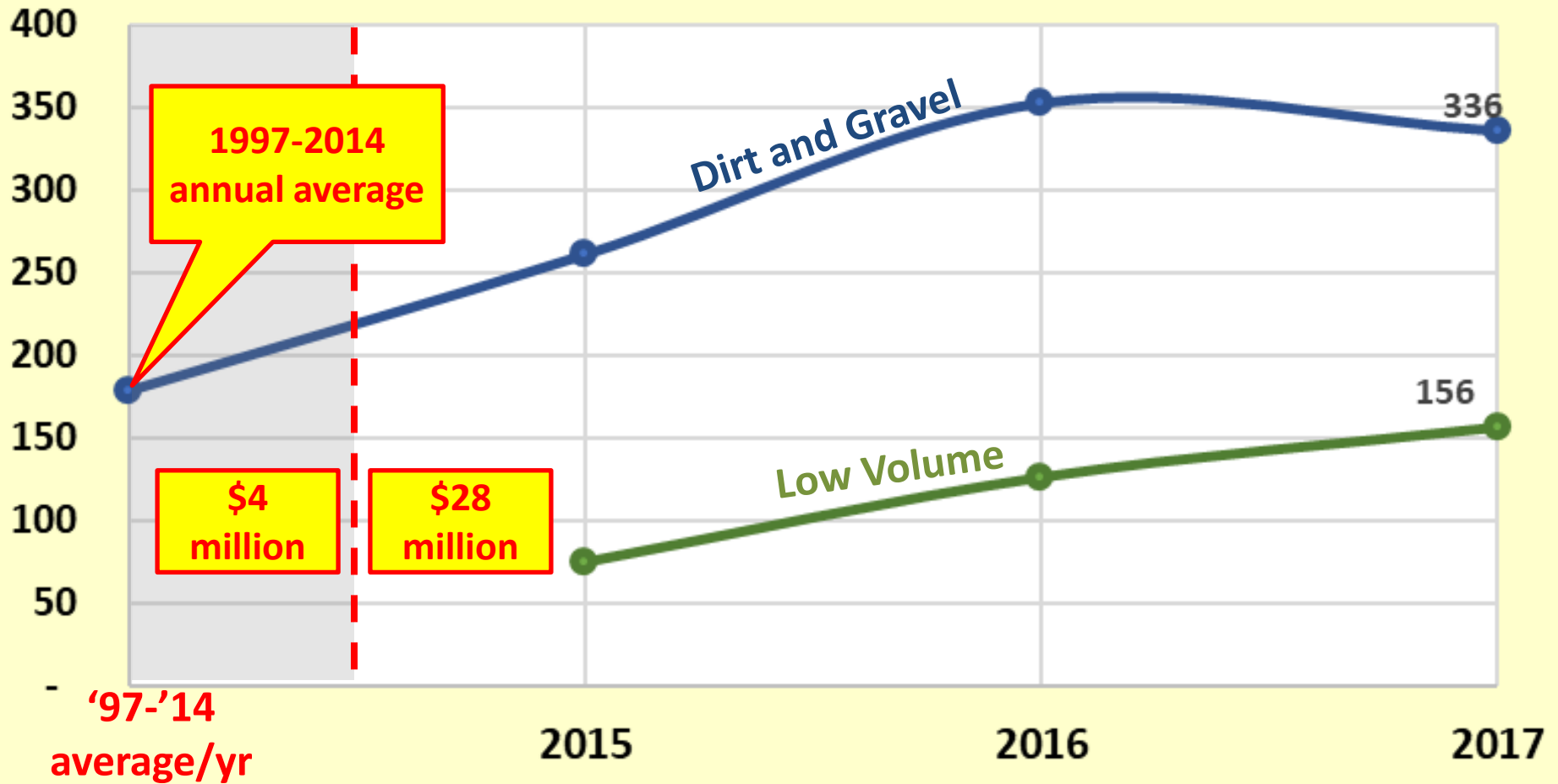
- **2-year spending requirements**: currently ~10 counties at risk of not being eligible for FY 2018-19 allocations, working through March to reduce that number.
- **FY 18-19 allocation Timeline**:
 - **May**: SCC Approval
 - **June**: PA Budget Approval? (hopefully)
 - **July-Sept**: CDs receive advances

Contracts Complete per year



- # DnG completed contracts decreased in 2017
- # LVR completed contracts continued to increase in 2017

Contracts Complete per year

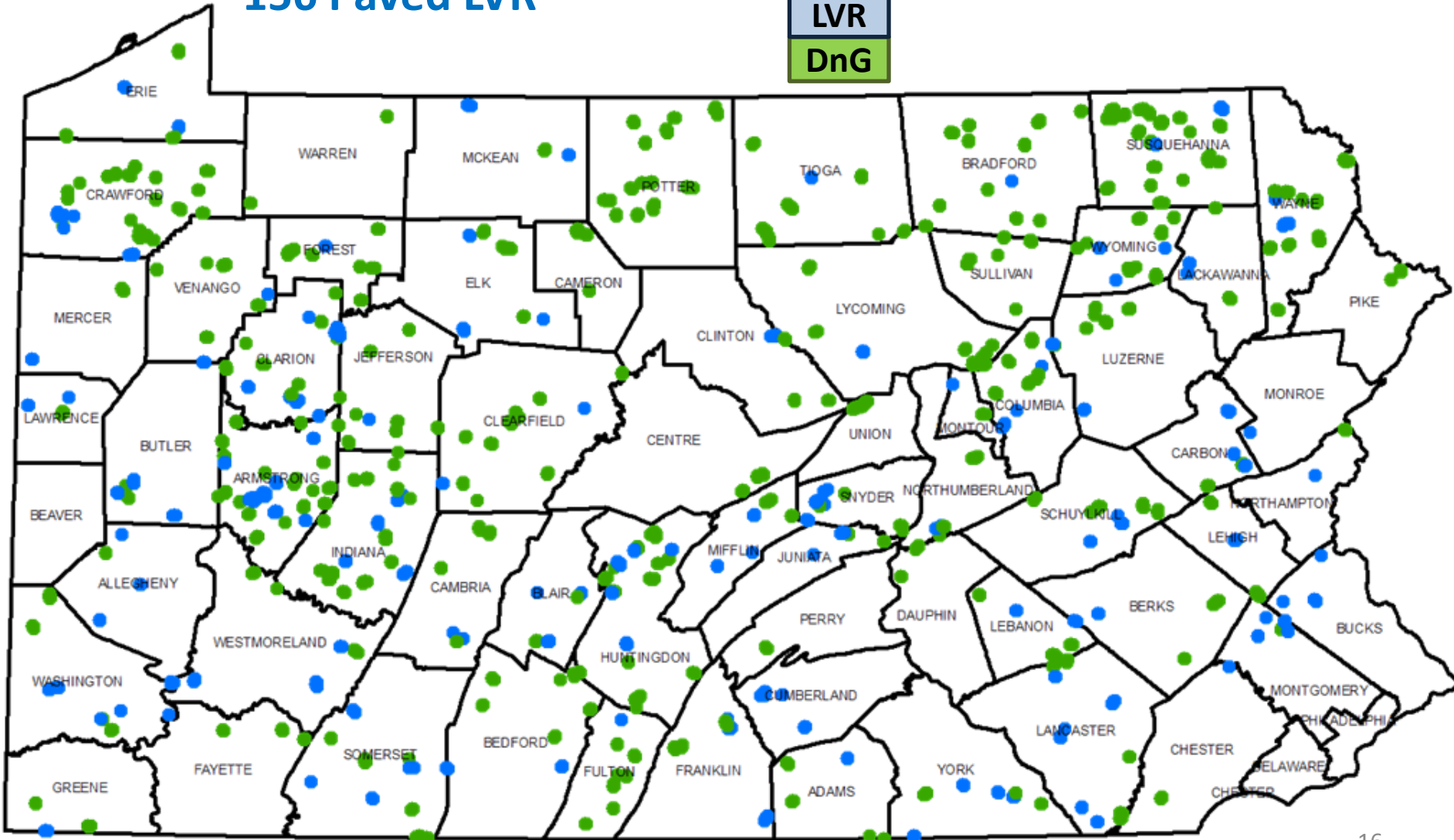


- # DnG completed contracts decreased in 2017
- # LVR completed contracts continued to increase in 2017

Contracts Completed in 2017:

336 Dirt and Gravel

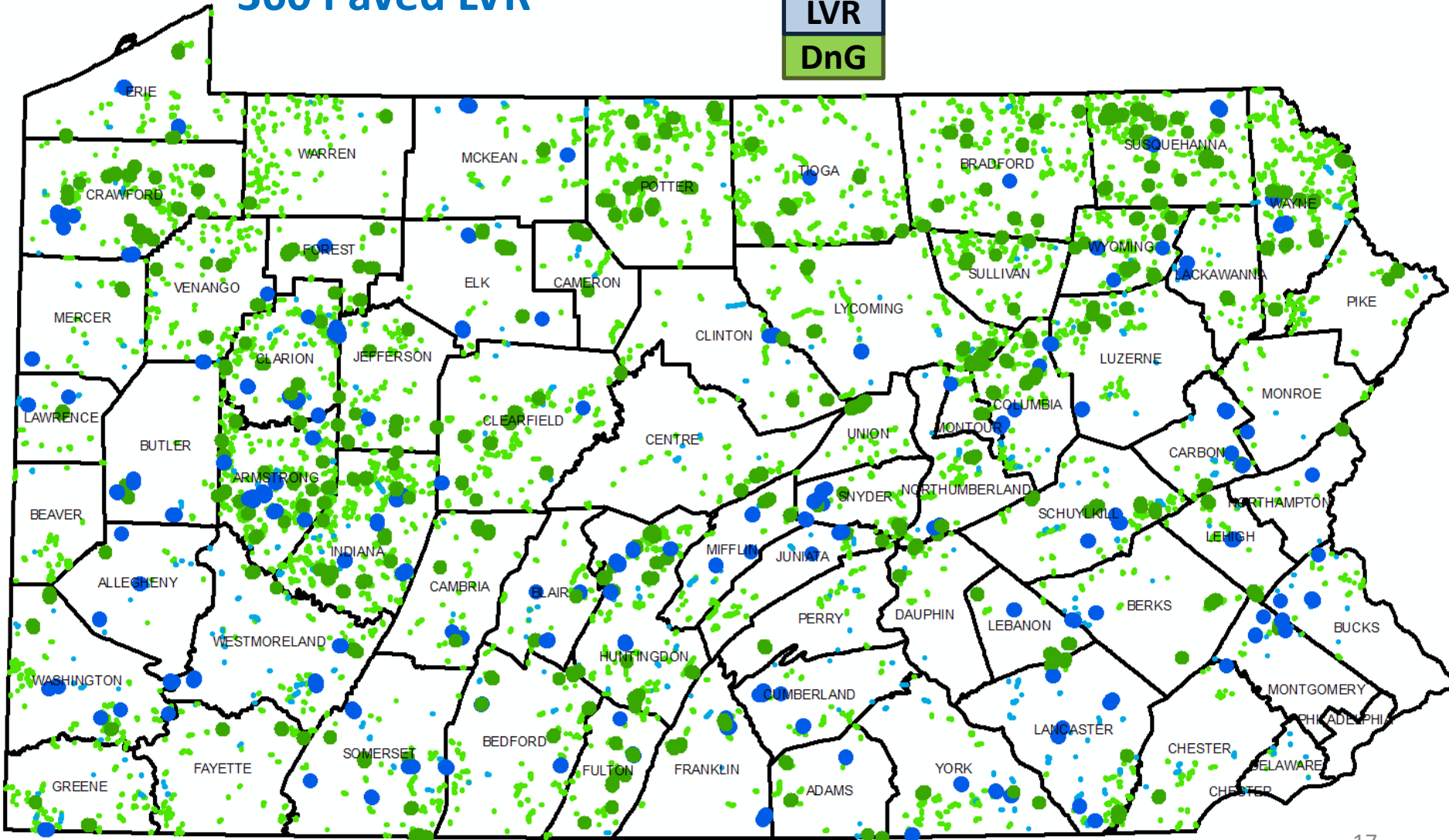
156 Paved LVR



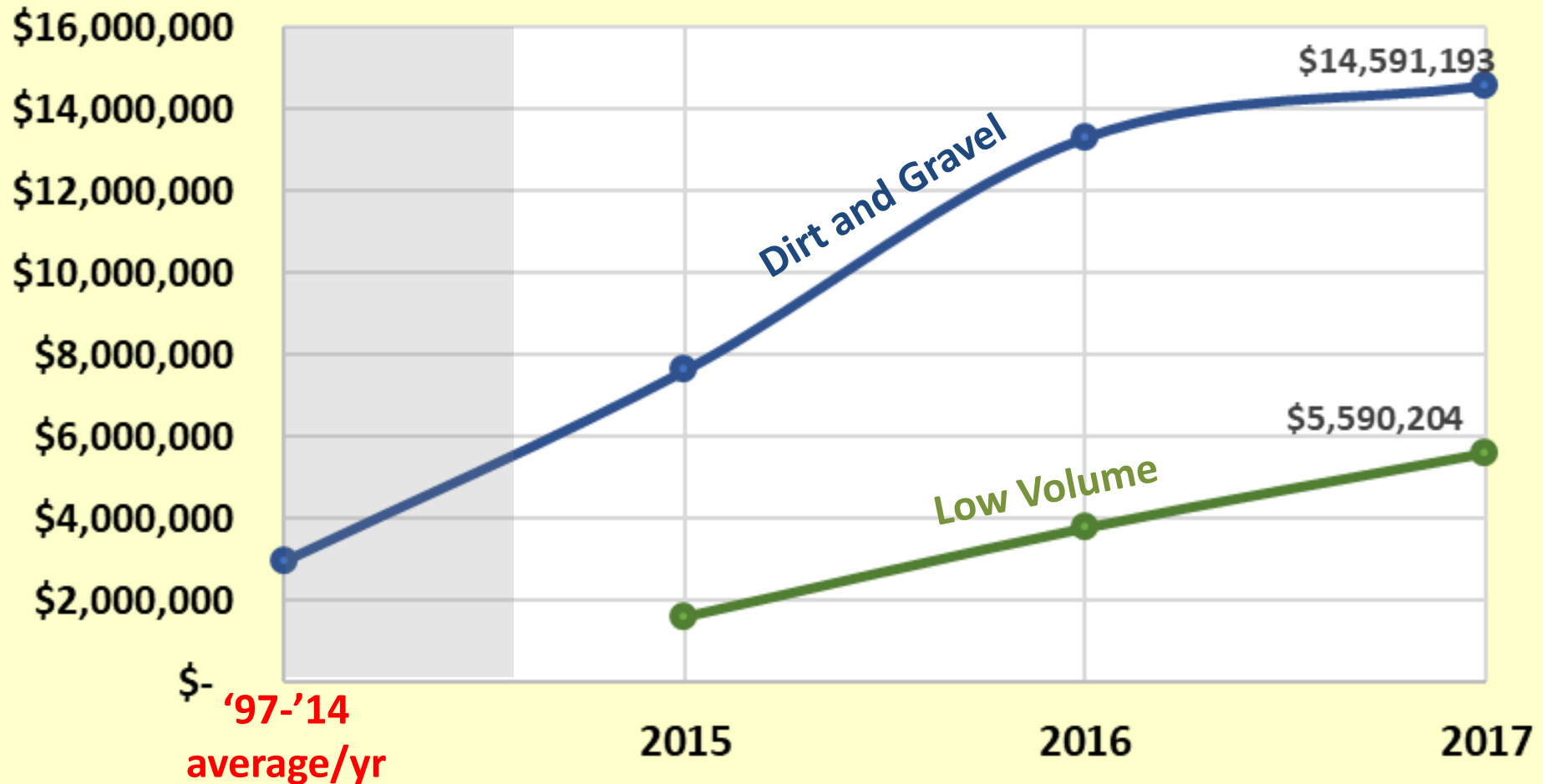
Contracts Completed since 1998:

3,991 Dirt and Gravel

360 Paved LVR

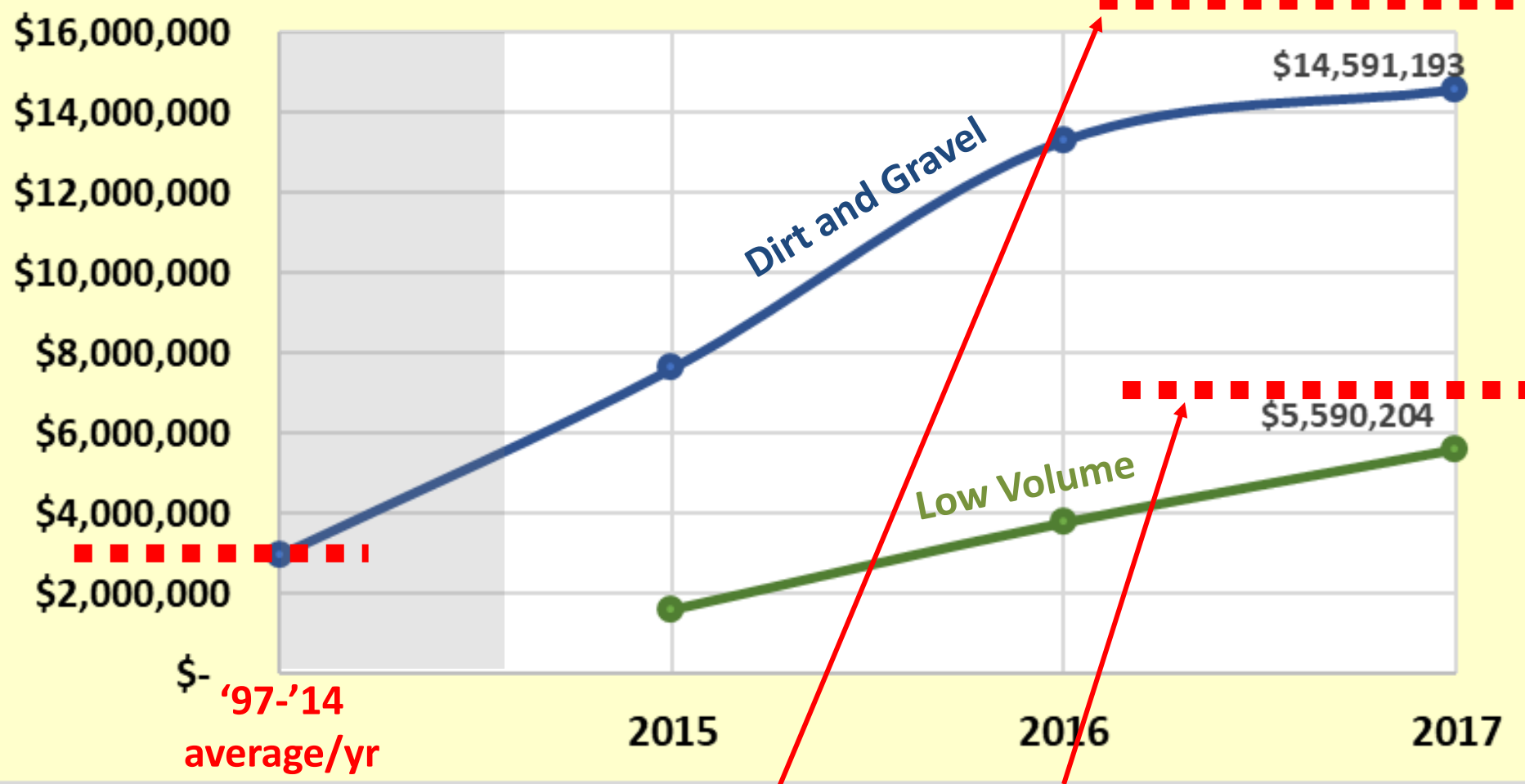


Project Spending per Year



- DnG spending lower than expected
- LVR spending increasing linearly, still low

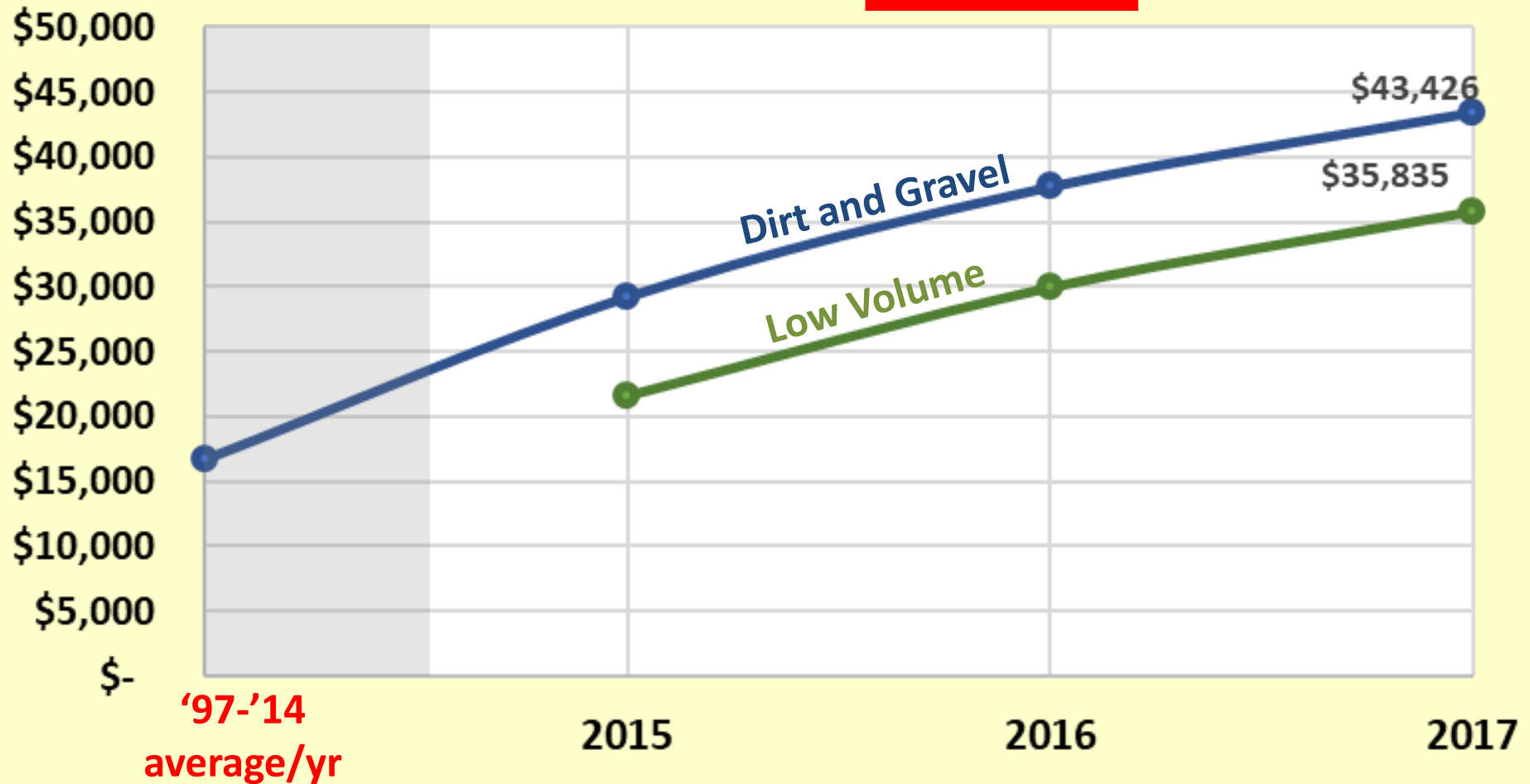
Project Spending per Year



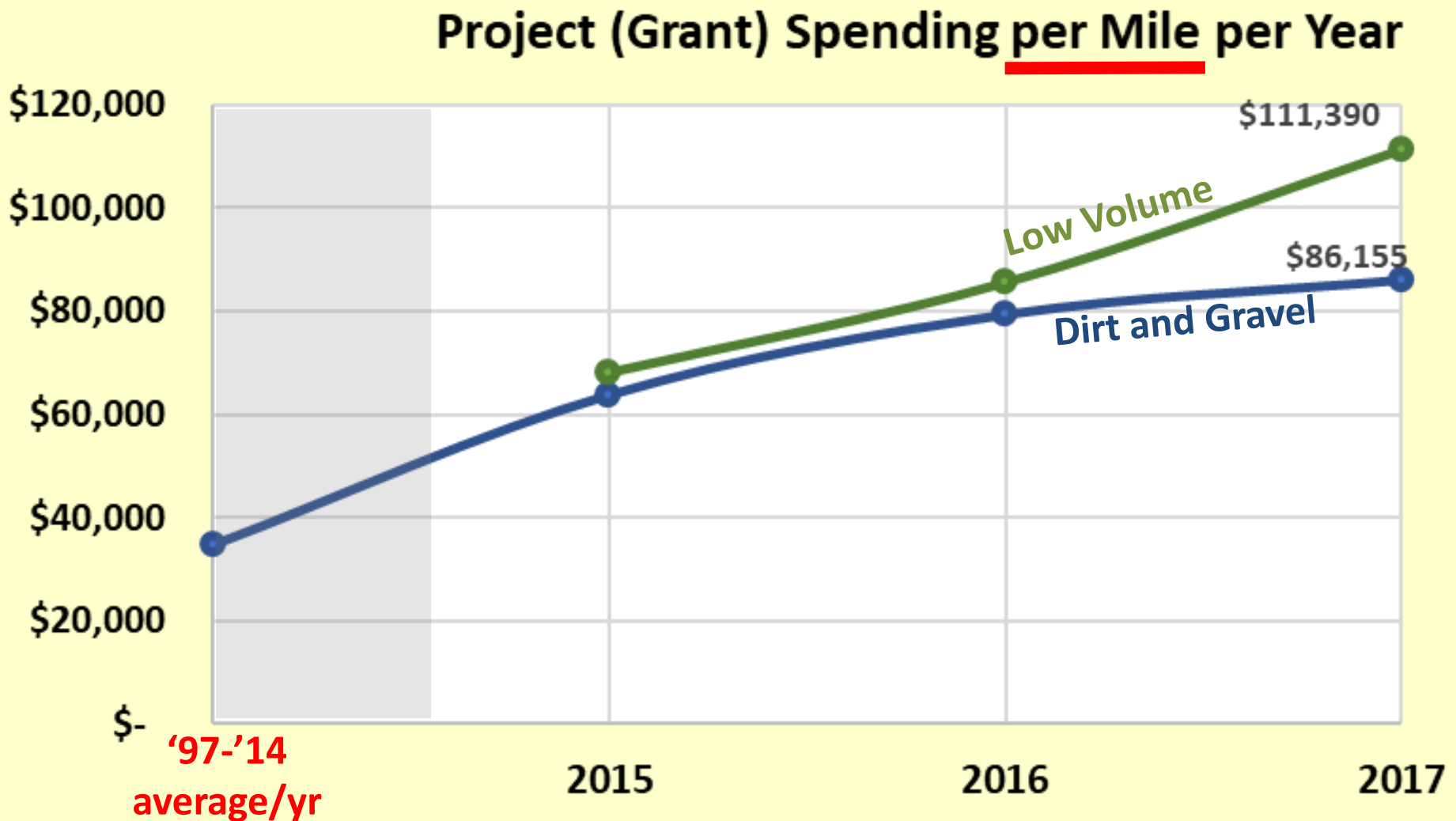
- Both still short of expected “equilibrium”

For audio via phone: 866-823-7699
For technical assistance: 814-865-5355

Project (Grant) Spending per project per Year



- Average grant value is increasing:
 - \$43K for DnG
 - \$35K for LVR

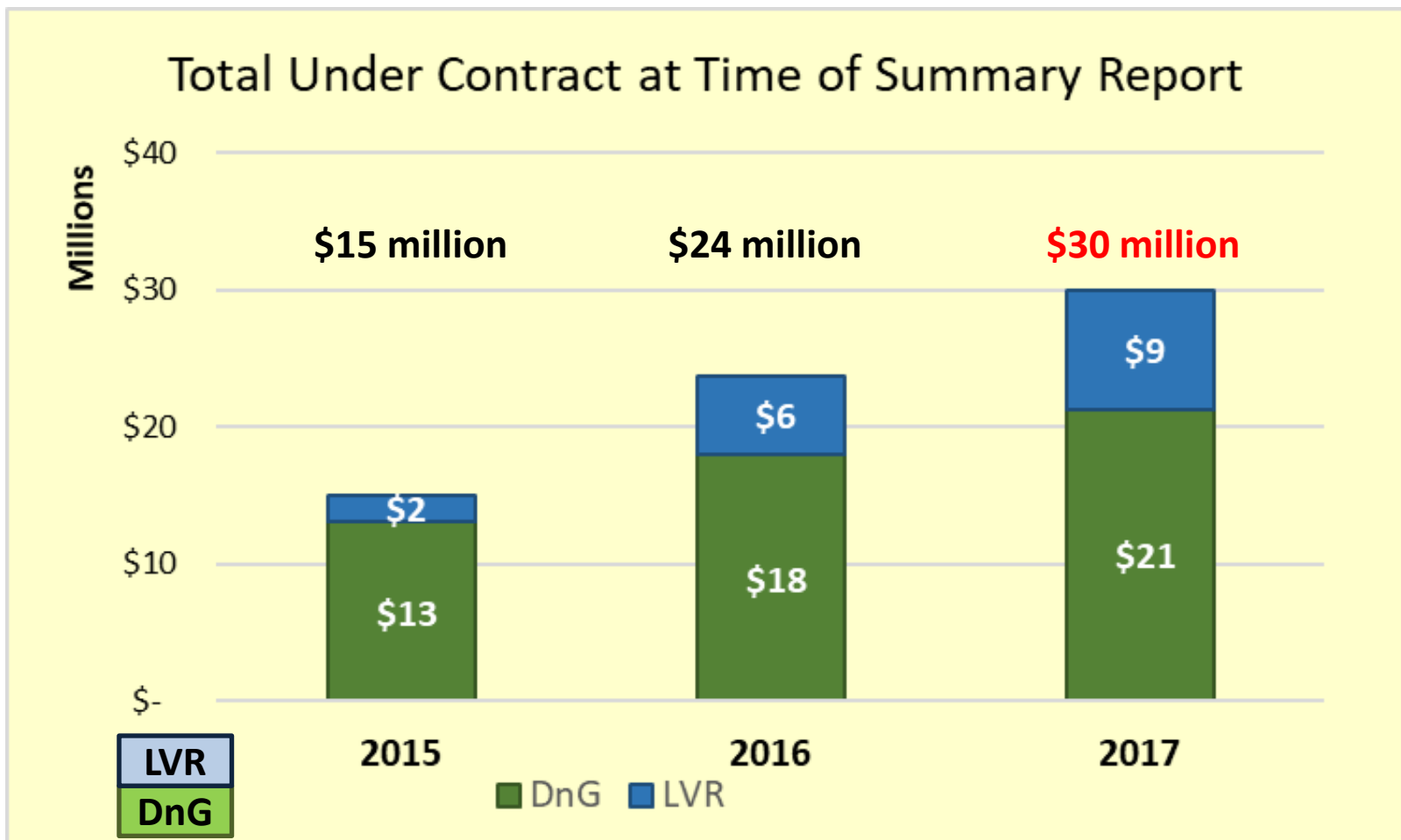


- Program \$ spent per mile increasing: *(no in-kind)*
 - \$86K for DnG
 - \$111K for LVR

Currently Contracted: \$30,000,000 (2/5/2018)

Dirt and Gravel: 336 Contracts, \$21.3 million committed

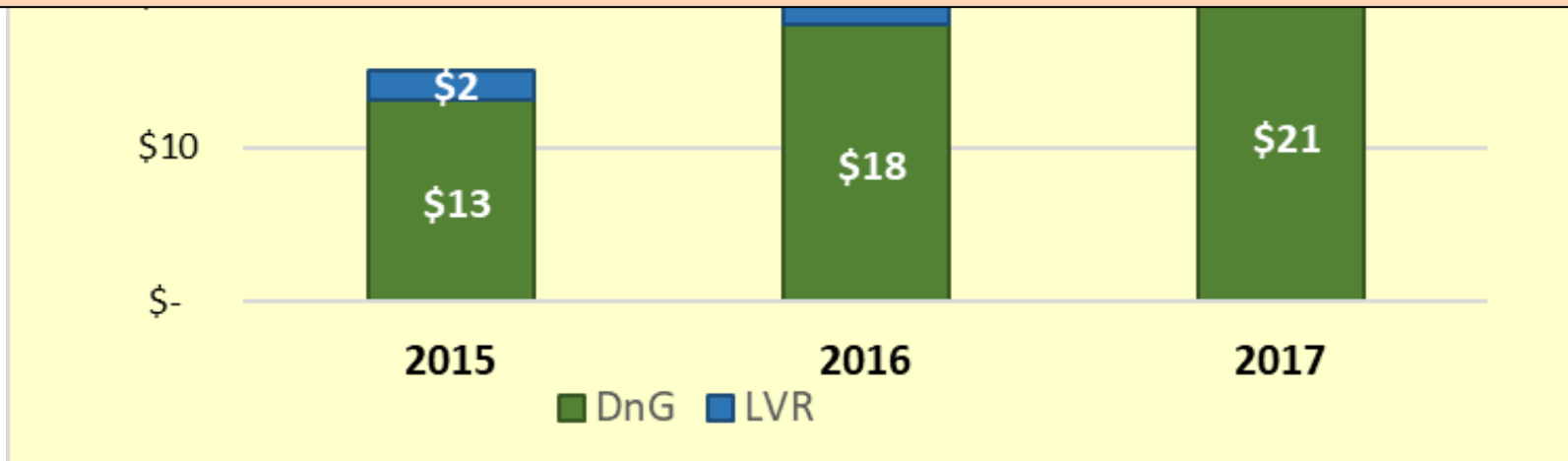
Low Volume: 188 Contracts, \$8.7 million committed



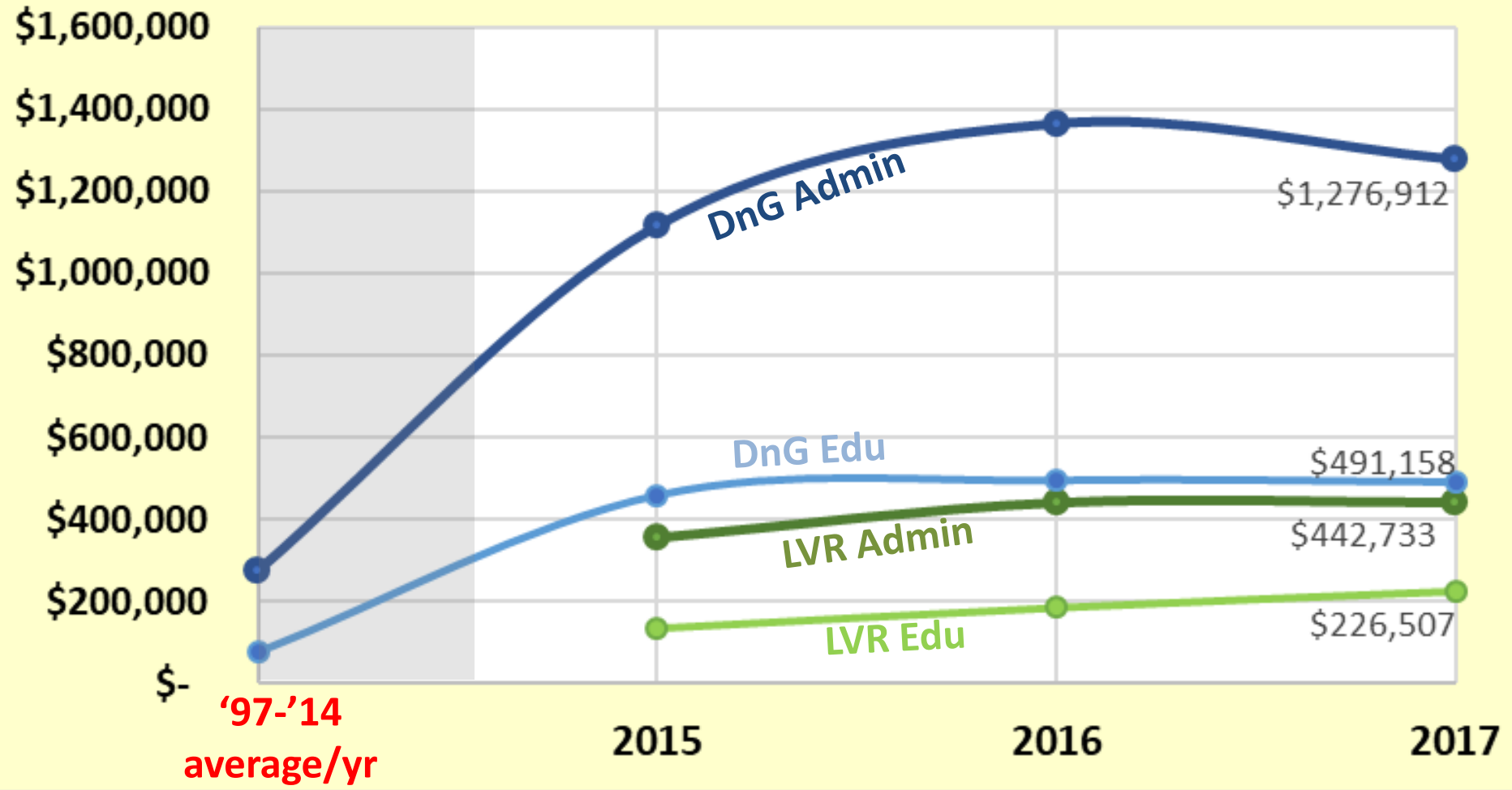
Currently Contracted (2/5/2018)

137 Days

left to make contracts before June 30th

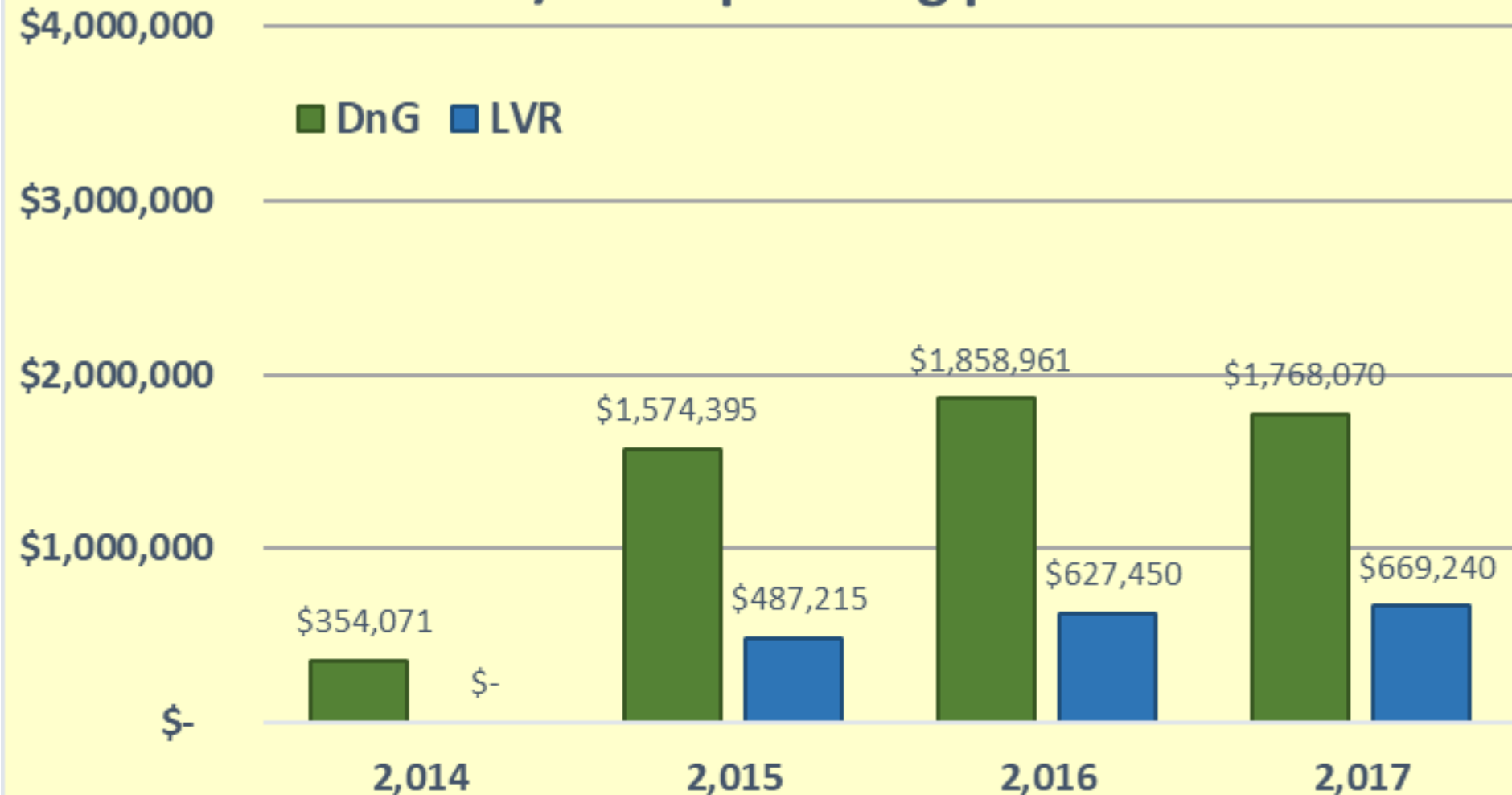


Admin and Education Spending per Year



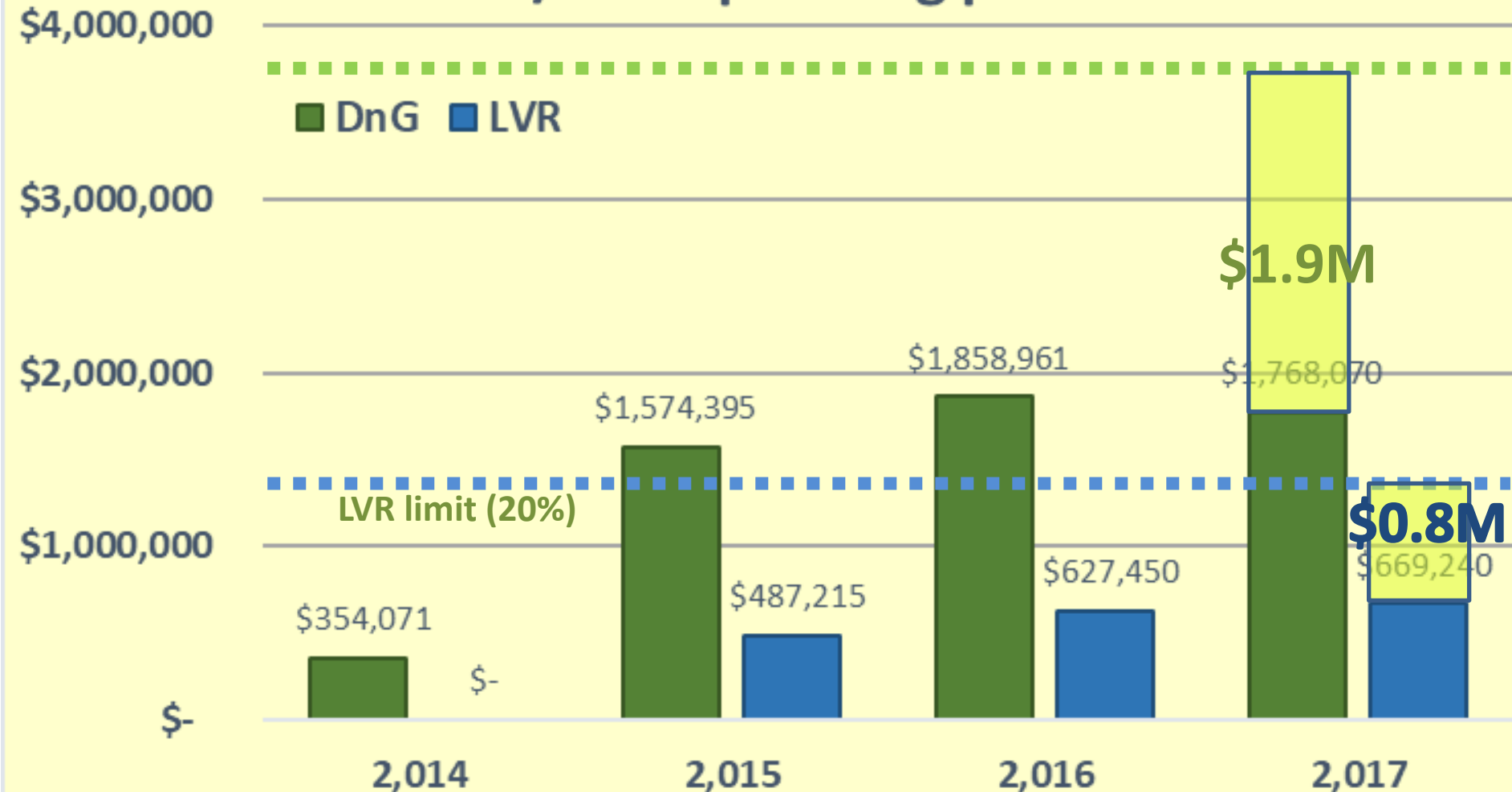
- Overall Admin/Edu spending decreased 2% in 2017

Admin/Edu Spending per Year



- Overall Admin/Edu spending decreased 2% in 2017

Admin/Edu Spending per Year



- Overall Admin/Edu spending decreased 2% in 2017
- Potential for additional \$2.7 million to be used

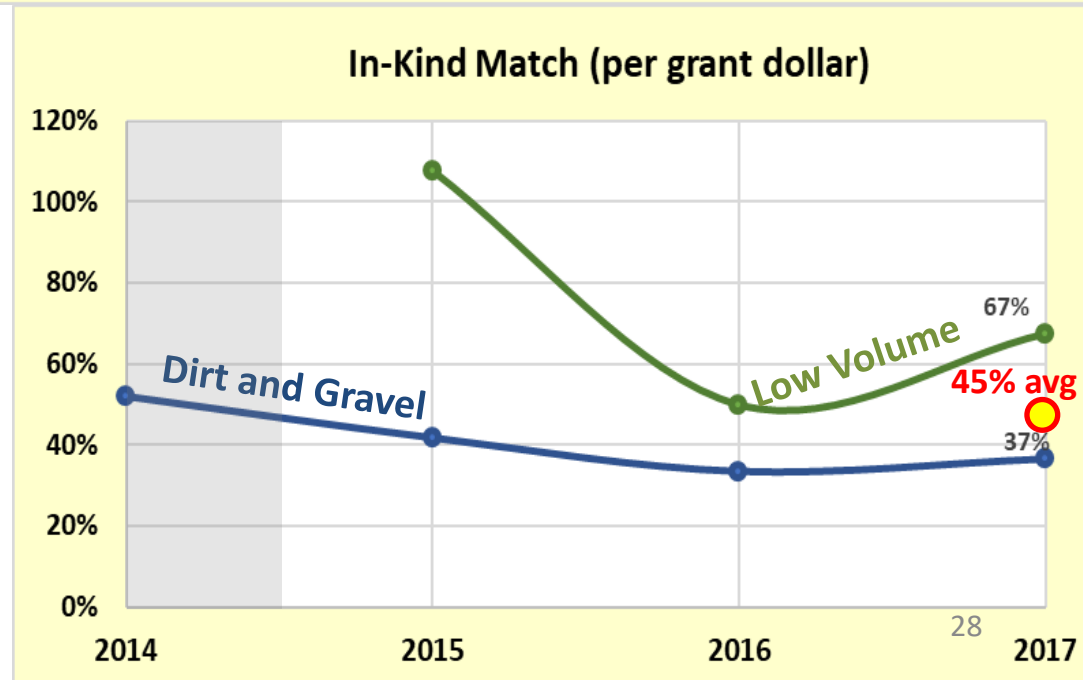
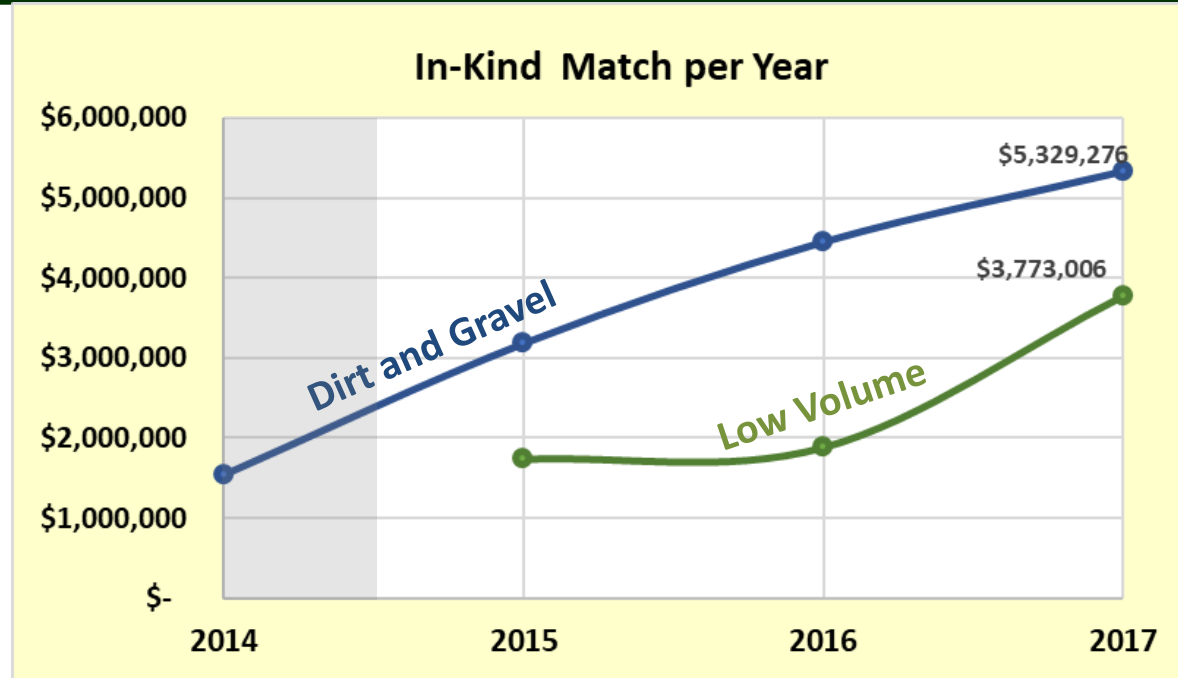
Overall Admin/Edu spending decreased 2% in 2017

Potential for additional \$2.7 million to be used

- If you are putting extra “potential admin edu” money towards good projects: Great, keep it up!!!
- But many CD’s first complaint is “not enough people, not enough time”. Make sure you use the admin/edu you need to get good projects in a timely manner.
- More education and outreach: currently at 2.5% for 2017

In-Kind

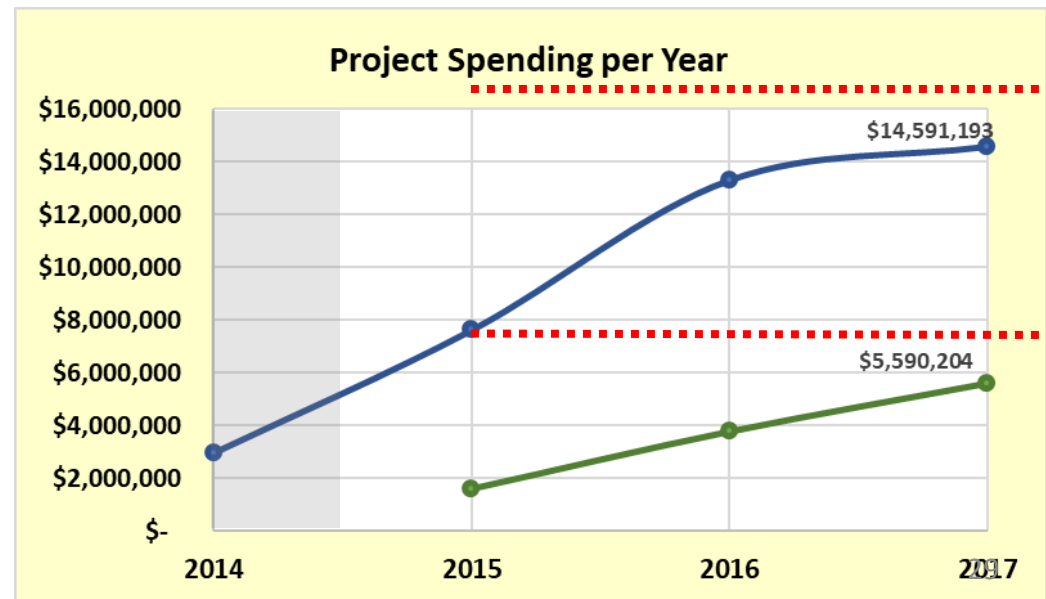
- Total contributions increasing: **\$9M in 2017 is largest ever**
- Percentage match starting to increase
- 2017 averaged \$0.45 in-kind for each Program Dollar.



SPENDING Take home points

- DnG spending increasing, but slowed in 2017
- LVR spending increasing lineally, but still low
- \$30 million currently under contract
- 137 days left to make contracts before June 30th
- Statewide, only using 9.6% of potential 20% admin/edu.

Get busy!
Call for assistance!



Annual Summary Report Details

Annual Summary Report

Funding Source: County:

Yearly Summary Report

Year	Contracted Count	Contracted Total	Completed Count
2016	0	0.00	1
2015	3	59,943.00	2
2014	0	0.00	3
2013	0	0.00	1
2012	0	0.00	2
2011	0	0.00	2
2010	0	0.00	3
2009	0	0.00	2
2008	0	0.00	3
2007	0	0.00	3
2006	0	0.00	1

ASR Overview (2016/2017)

Total Committed: \$ 680,012.68

Spending Req.: \$ 568,905.00

Difference: \$ 111,107.68

All Funds
 Costs and
 ASR Cor

• **ESM Trainings**

• **Project Spending**

• **Project Deliverables**



Audio also available via phone: 866-823-7699
For assistance, call: 814-865-5355

Project Deliverables:

- Purpose: To provide a “quick summary” of some of the major deliverables reported by CDs
- More details will be included in written Annual Report.

Accuracy note:

Corrections are made each year, and some assumptions have to be made, so figures for many items may change over time.

We will be contacting CDs about updating errors, about 80 in all:

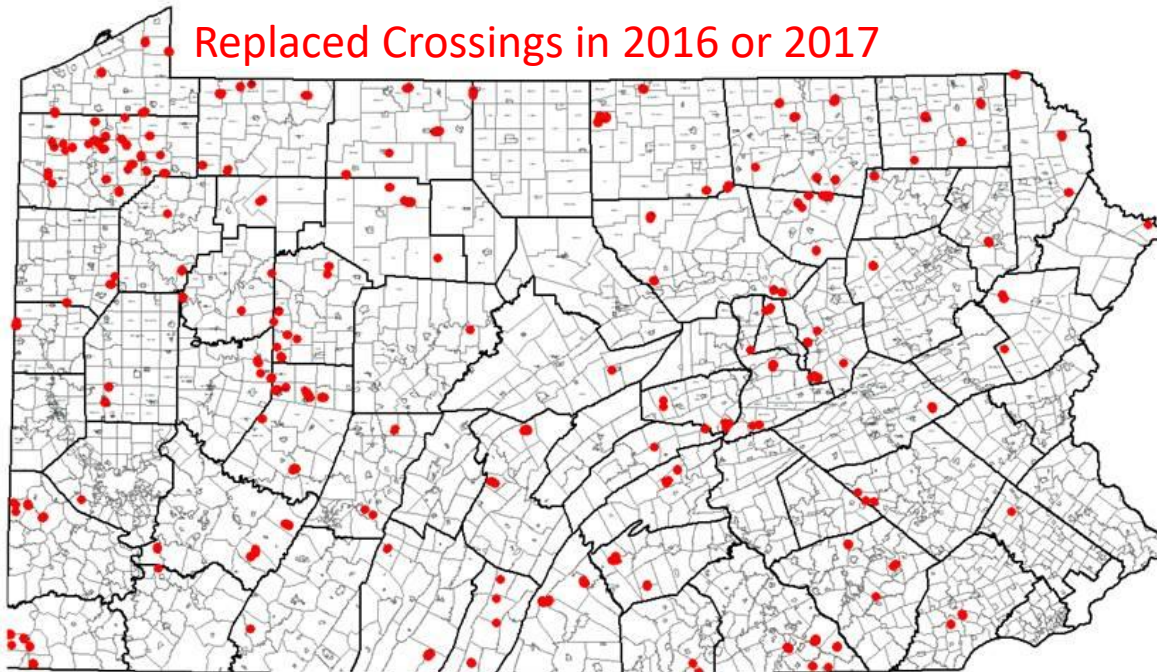
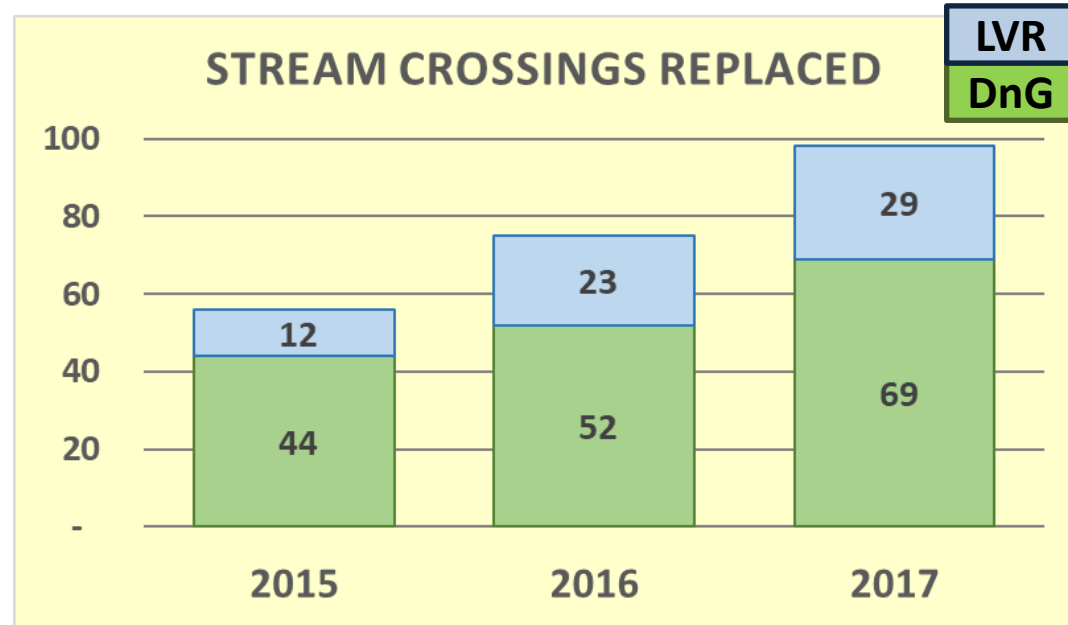
For example:

- One project reported 60 pipes installed. Was likely 2 pipes totaling 60 feet.
- One project reported 14 stream crossings installed. Was likely one 14' diameter opening.

Also: deliverables include in-kind

Stream Crossings

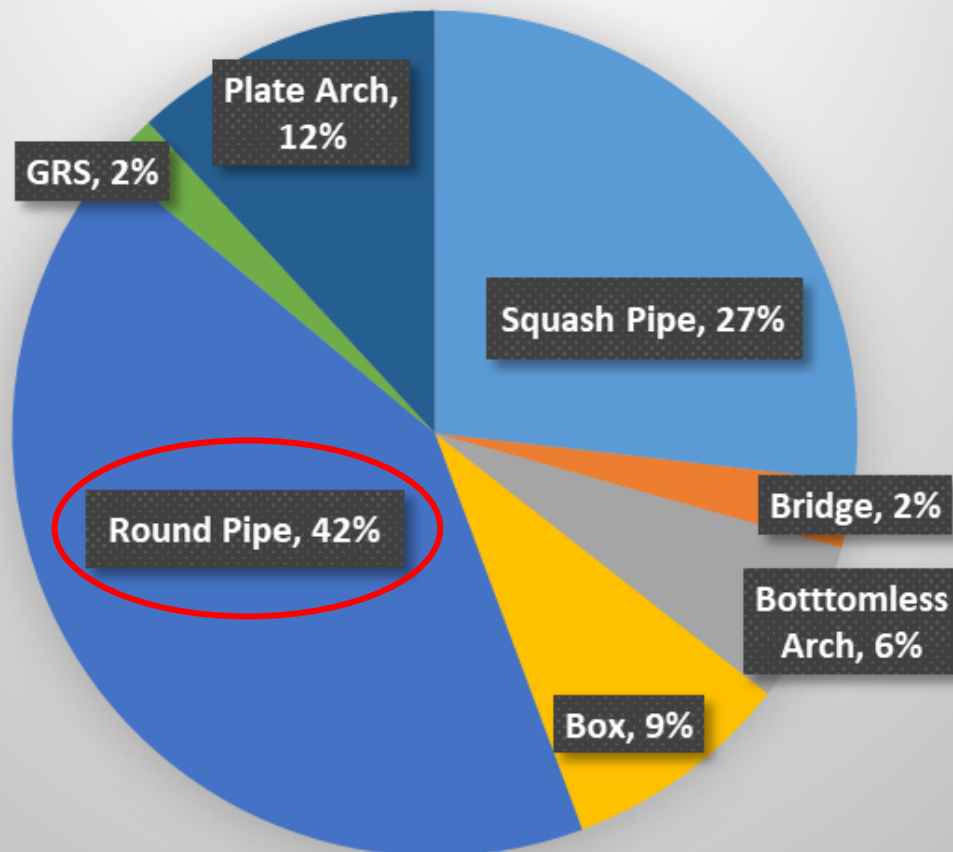
- Still increasing
- ~100 in 2017



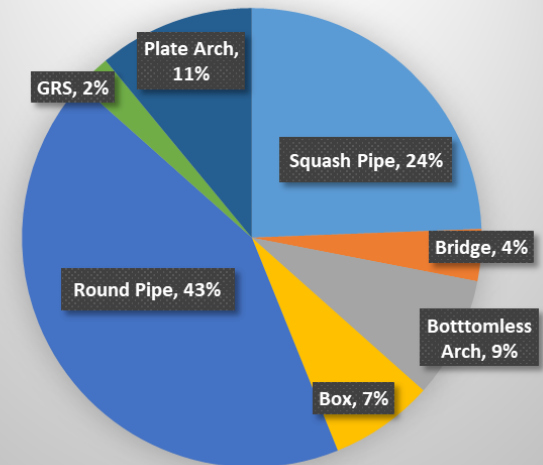
Stream Crossings

- **Still to many round pipes** (*35 in 2017*)

Stream Structures (2015-17)



Stream Structures (2017)



Drainage Crosspipes:

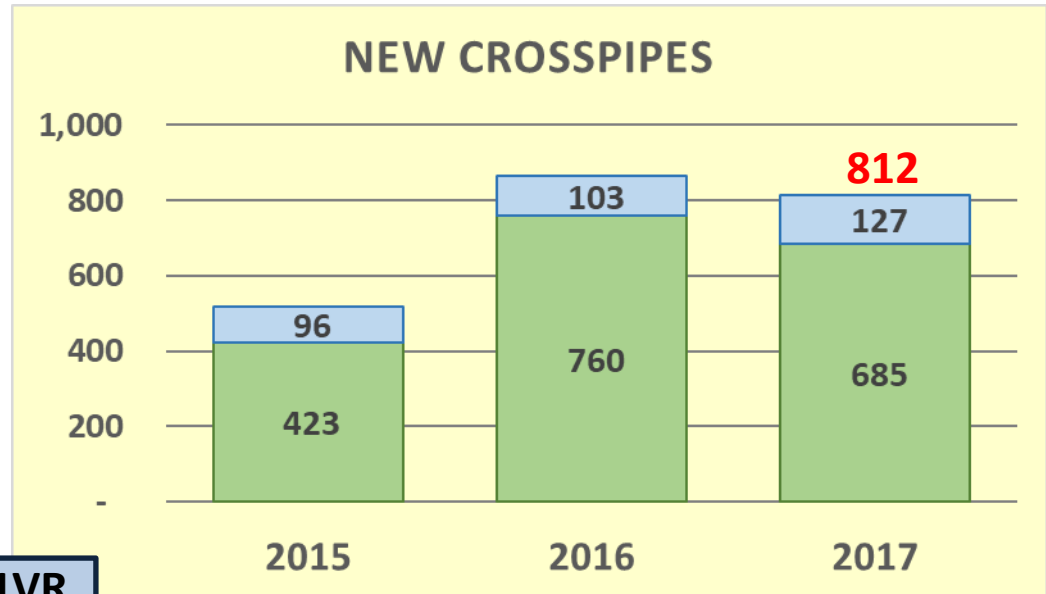
- Similar to 2016 numbers
- More replacements than new on LVRs

In 2017 alone:

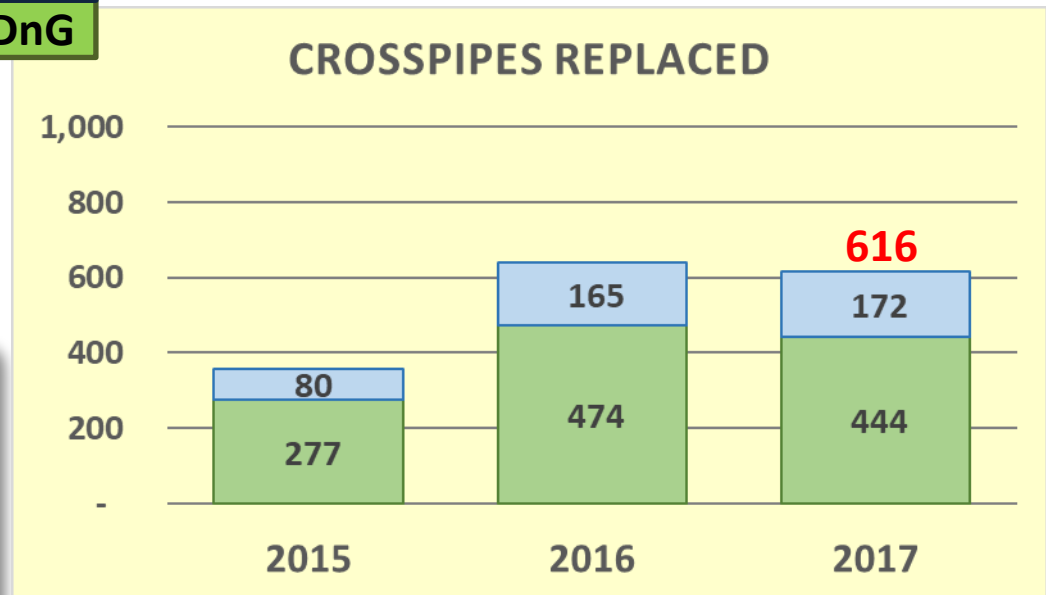
~4.6 miles of new pipe

~ 3.5 miles of pipe replaced

(assuming 30' avg length)



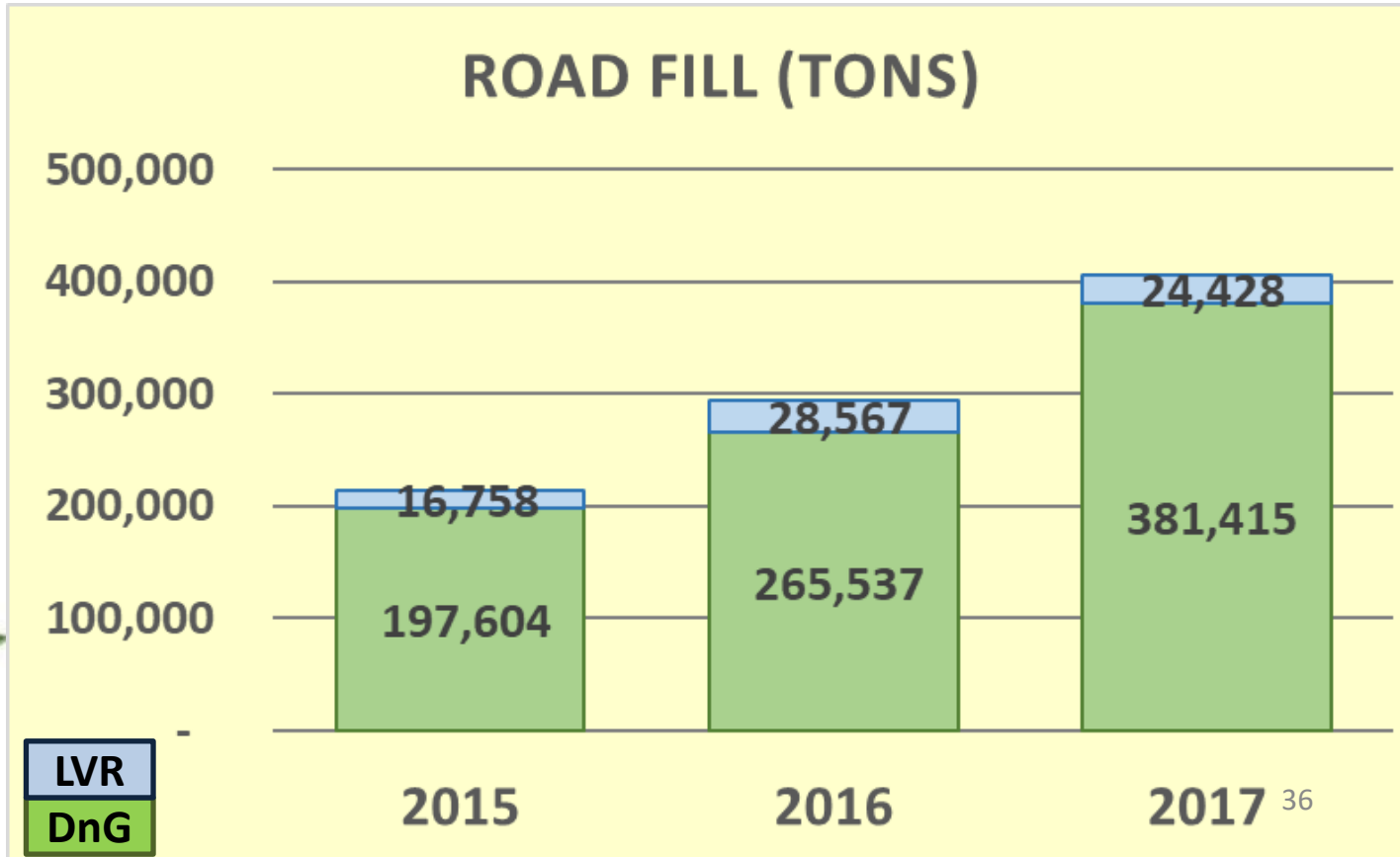
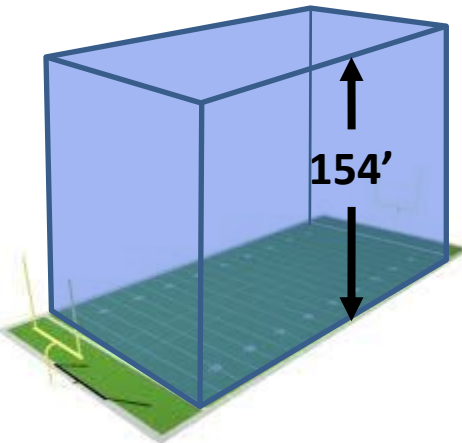
LVR
DnG



Road Fill Added:

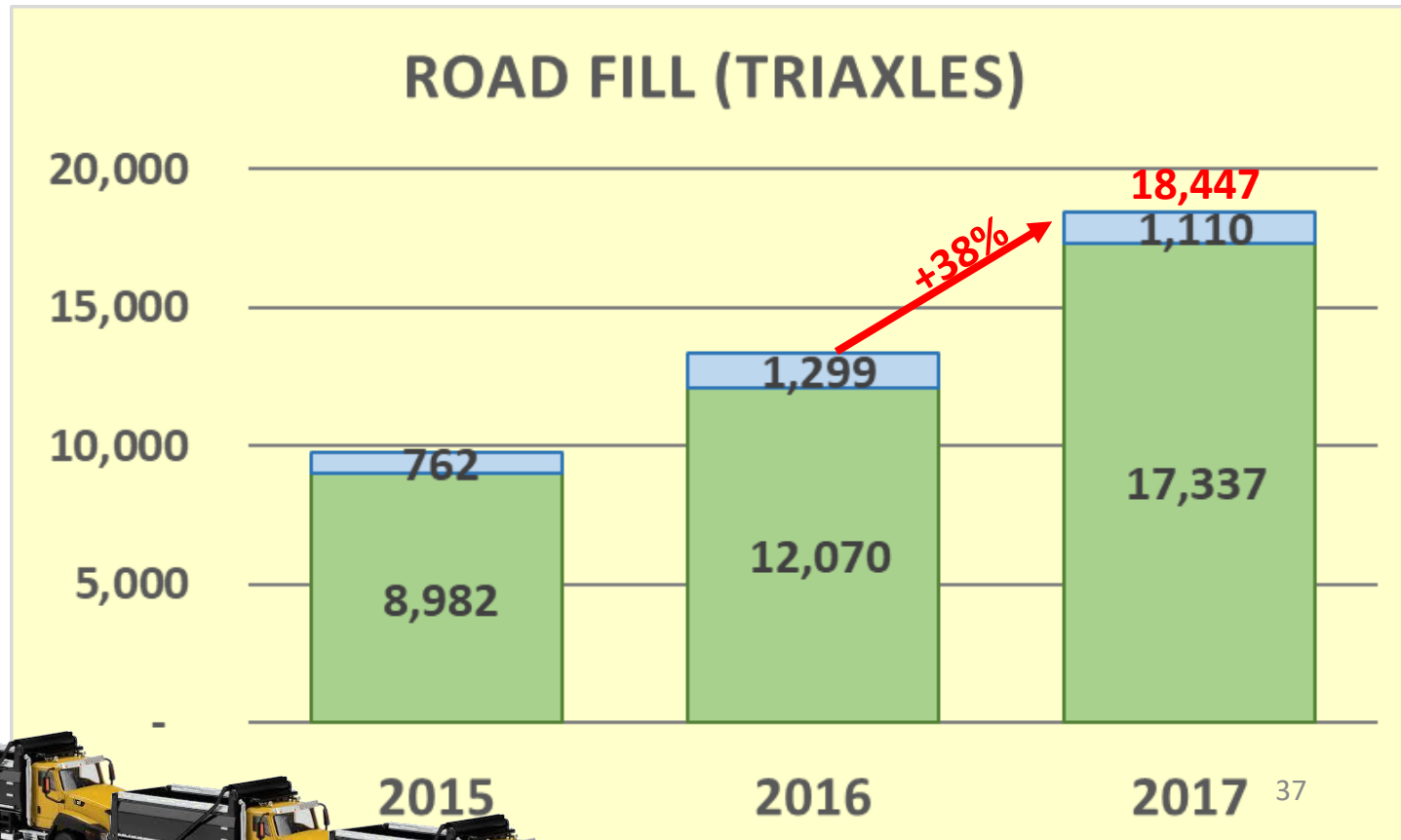


In 2017 alone:
Would cover the playing surface of a football field 154' deep



Road Fill Added:

- 38% increase from 2016 to 2017!
- Under-used in LVR



In 2017 alone:
87 miles of triaxle trucks, bumper to bumper



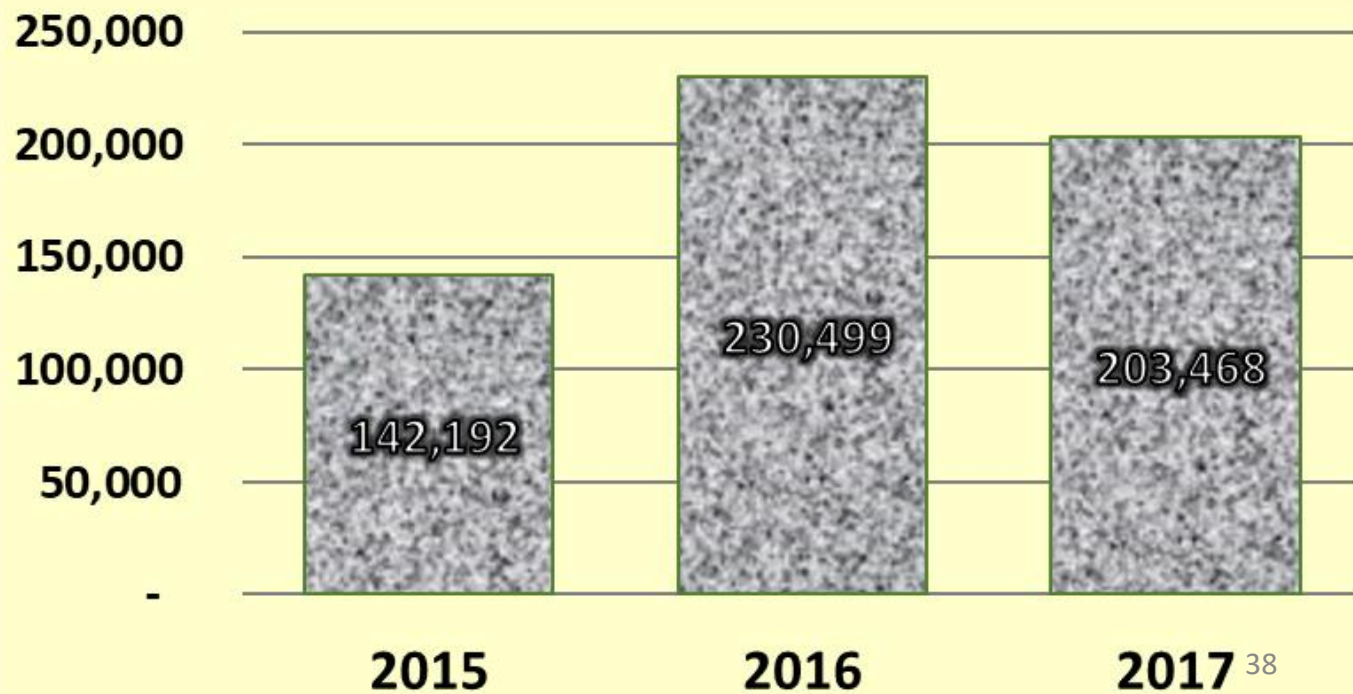
Driving Surface Aggregate:

- Decrease in 2017
- In 2017:
 - ~80 Miles of road



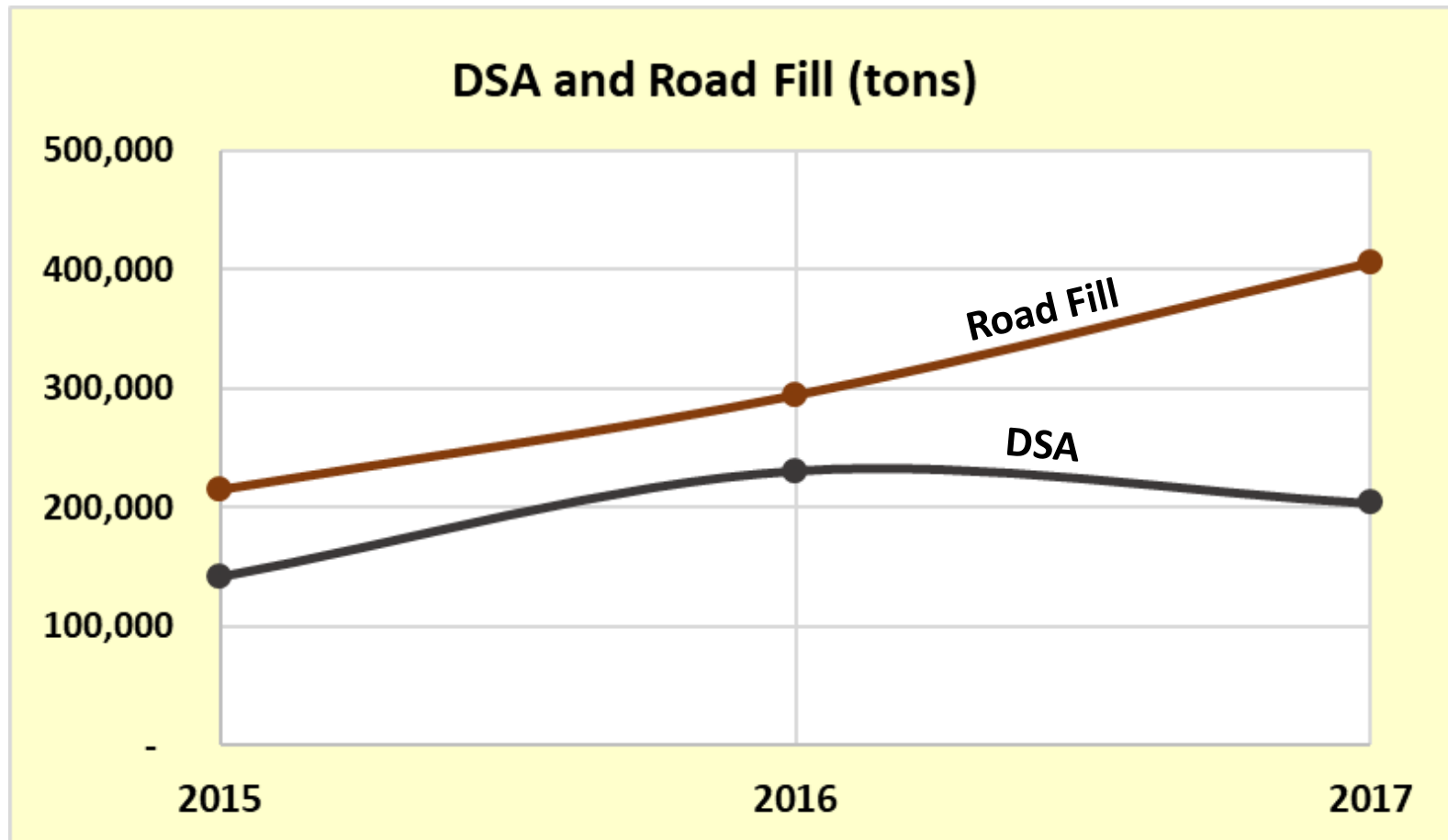
In 2017 alone:
203,468 tons @
\$25-\$30 a ton =
\$5-\$6 million on
DSA

DRIVING SURFACE AGGREGATE (TONS)



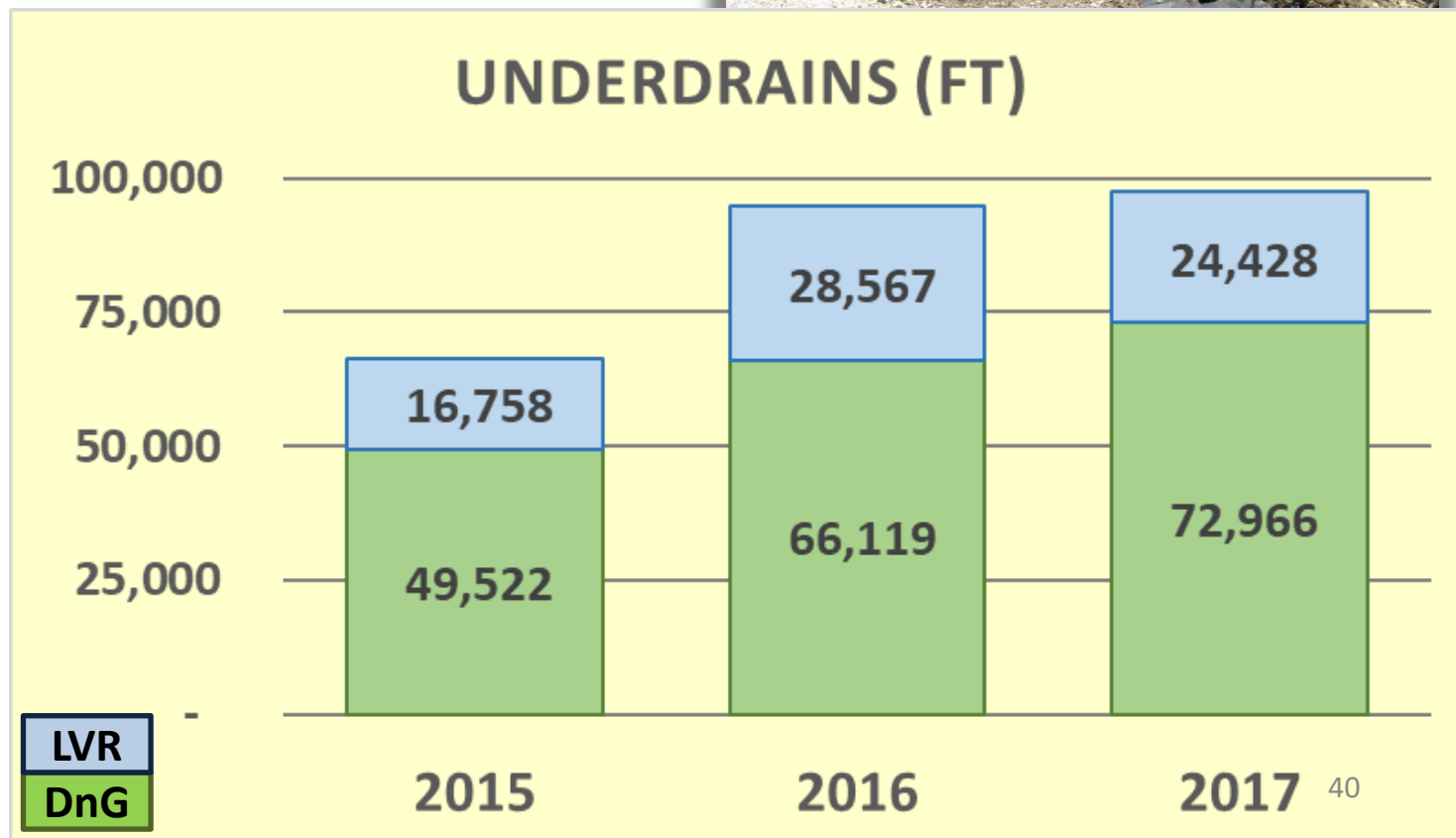
Trends

- Road Fill increasing
- DSA decreasing



Underdrains

- Similar to 2016
- In 2017 alone: ~18.5 miles
(~4.6 miles LVR, 13.9 miles DnG)

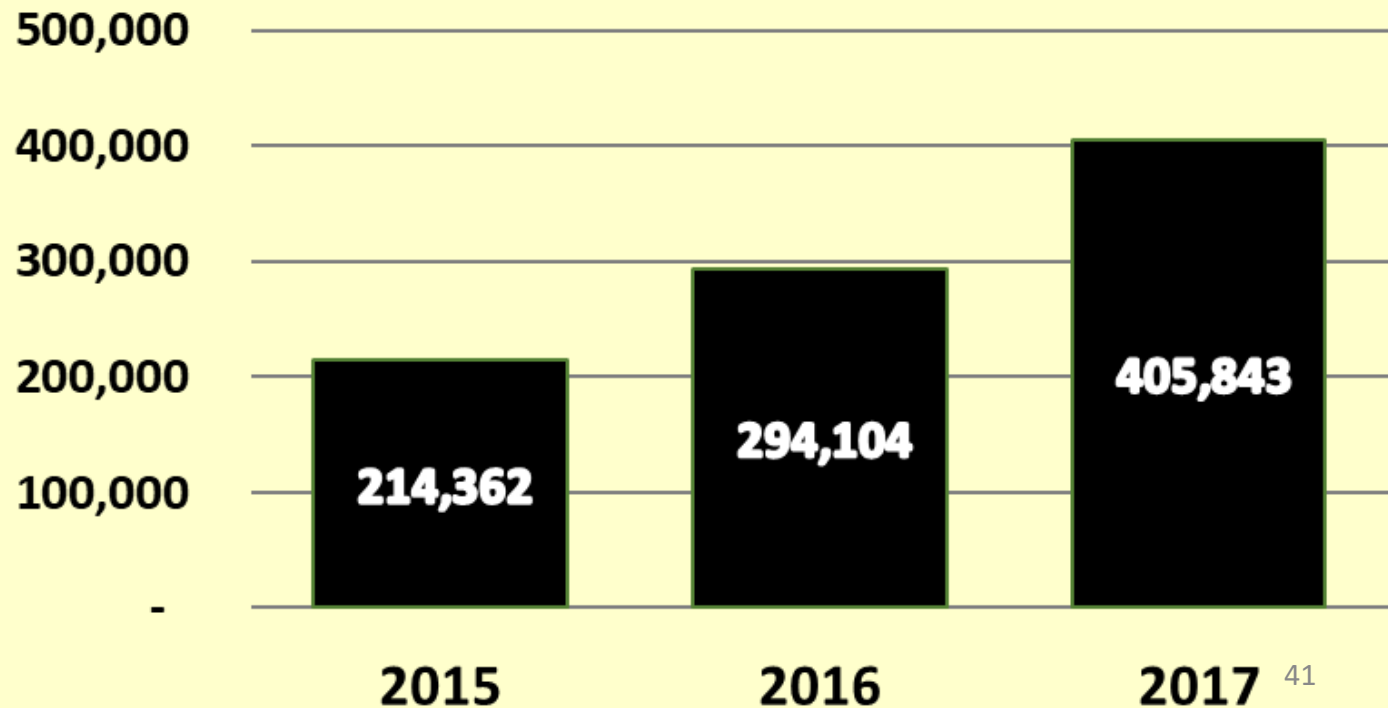


Paving (LVR Only):

- Increasing steadily
- In 2017 alone: ~12 miles of road



SEALED SURFACE (SQYD)



Note some of this was funded as in-kind

More details in 2017 annual report, available this Spring.

Let us know if you have any questions or suggestions for analysis of spending or deliverables.

Dirt & Gravel Roads

Fill used to raise **Water Avenue** in Jefferson County several feet to restore proper drainage and eliminate sediment discharge to a nearby stream.

- In FY 2014-15, funding increased from **\$4 million to \$20 million**.
- 2015 was the first construction season with new funds.
- In 2016, more contracts were completed, and projects were larger and more comprehensive compared to previous years.

Last year marked the first construction season where the Program's funding increase was available for use on projects. Many construction districts hit the ground running, and project spending increased to 2.5 times the average of the previous five years. Even more notable is the fact that nearly \$15 million was contained in current contracts as of February 2016, indicating that the upward swing in projects is just beginning, and 2016 promises to be a very busy year.

A 50 percent increase in average contract cost is indicative of what Program and Center staff have been seeing in the field: larger and more comprehensive projects. Districts that were previously only able to fund smaller projects, or had to split projects over multiple years, are now able to fund more "complete fixes" in many cases. In addition, the scope of projects in many districts has increased to include practices that were not previously possible because of their cost, such as stream crossing retrofits, base stabilization, surface aggregate, and filling entrenched roads as in the pictures above.

Notable D&G Deliverables in 2015:

- 139,000 tons of Drivng Surface (242 contracts)
- 139,000 tons of Drivng Surface (242 miles)
- Aggregate placed (4-42 miles)
- 271 Drainage pipes installed
- 415 New drainage pipes installed
- 200,000 tons of road fill (8,000 30-whe trucks)
- 41 Stream-crossing structures replaced

Dirt and Gravel Projects	2014-16 Average	2015
Contracts Complete	171	248
Spent on Completed Contracts	\$5 M	\$7.5 M
Avg. Contract Value	\$17,700	\$30,200
Currently Under Contract (value)	~\$4 M	\$13 M

* Construction Districts have two years to spend or commit funds; spending totals above will not equal total allocations.

Paved Low-Volume Roads

Replacement of an undersized storm drainage on Zaring Hill Road in Perry County to alleviate road routing issues and accommodate high passage.

- New funding category introduced in FY 2014-15 for **Paved Low-Volume Roads (LVR)** with an average daily traffic count of 500 vehicles or less.
- \$8 million allocated for LVRs in fiscal year 2014-2015.
- 2015 was the first construction season with LVR funds.
- LVR projects focus on the same environmental benefits as Dirt and Gravel Projects.
- 2016 was the first construction season that funding was available for paved LVRs. Conservation districts were instructed to keep initial projects simple, and stick to Environmentally Sensitive Maintenance (ESM) practices and projects with similar scope to the Dirt and Gravel projects they had been dealing with for years. 67 LVR projects were completed in 36 counties, with an average contract value of \$22,300, compared to \$30,200 for Dirt and Gravel Road contracts. With an additional \$8 million already under contract as of February, a significant increase in LVR projects is expected in 2016.
- Many ESM principles and practices in use by the Dirt and Gravel Road Program can be readily adapted to paved LVRs in urban areas. LVR funding, however, is not limited to rural roads or rural environments.
- LVR projects will require new sets of practices that will take some time to develop, and appropriate through the Program. The LVR portion of the Program is not just a stormwater program. Projects, especially in urban areas, must strike a balance between environmental improvements and road improvements.

Paving for Asphalt?

Resurfacing is not the primary focus of the LVR Program, and all drainage and base improvement must be made before resurfacing can be considered. Paving for asphalt "top-dressing" with Program funds is at the discretion of individual conservation districts. The majority of districts enacted local policies that will only pay for pavement that was distributed as part of the project (over new pipes or drainage structures for example). In the 67 contracts completed in 2015:

- Approximately 4.6 miles of "surface sealing" were reported (includes both Program funds and in-kind).
- With ~28 miles of base completed, this indicates that less than 20 percent of the LVR projects by length involved asphalt or chip sealing, and even less than that used Program funds.

Paved LVR Projects	2015
Contracts Complete	67
Spent on Completed Contracts	\$1.5 M
Avg. Contract Value	\$22,800
Currently Under Contract (value)	\$2 M

A sampling of completed project photos from 2015:

- D&G: Volungo Co.
- LVR: Sevier Co.
- D&G: Murray Co.
- LVR: Rucks Co.
- D&G: Sevier Co.
- D&G: Sevier Co.

You can generate excel table for your county and do similar summaries:

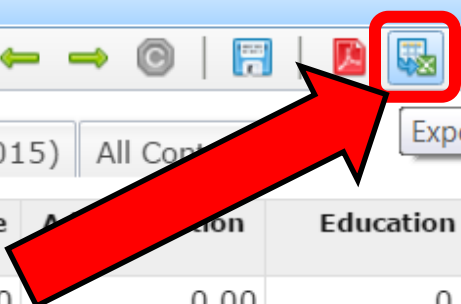
Annual Summary Report

Funding Source: County:

Yearly Summary Report | Project Totals (2015 +) | Project Totals (pre-2015) | All Cont

Year	Contracted Count	Contracted Total	Completed Count	Completed Total	Limestone	Asphalt	Education
2017	0	0.00	0	0.00	0.00	0.00	0.00
2016	0	0.00	2	12,023.00	15.50	1,200.00	250.00
2015	0	0.00	3	56,100.25	15.50	2,000.00	1,500.00
2014	1	12,134.00	1	11,365.00	0.00	0.00	0.00
2013	1	450.00	1	10,000.00	0.00	0.00	0.00
2012	0	0.00	0	0.00	0.00	0.00	0.00
2011	0	0.00	0	0.00	0.00	0.00	0.00
2010	0	0.00	0	0.00	0.00	0.00	0.00
2009	0	0.00	0	0.00	0.00	0.00	0.00
2008	0	0.00	0	0.00	0.00	0.00	0.00
2007	0	0.00	0	0.00	0.00	0.00	0.00
2006	0	0.00	0	0.00	0.00	0.00	0.00

Export to CSV



ASR Overview (2017/2018)

Total Committed: \$

Spending Req.: \$

Report Checklist

All Funded Sites Entered

Costs and Expenses Entered

Center Use Only

ASR Verified

Verified By:

Upcoming Events

- February 20th PRJ SHARING: Westmoreland, Courtyard Marriott Monroeville
- February 21st PRJ SHARING: Clarion, Park Inn by Radisson Clarion
- February 27th PRJ SHARING: Lancaster, Lancaster CD Office
- February 28th PRJ SHARING: Luzerne, Woodlands Inn & Resort
- March 6th PRJ SHARING: Centre, CDGRS Office

Project Sharing Sessions: CDs share project photos and stories with each other and CDGRS/Program staff

- Start next week
- No charge, but must register
- May have to cancel or combine unless more people register
- Will send reminder today, and make final call on Thursday

Upcoming Events

- February 20th **PRJ SHARING**: Westmoreland, Courtyard Marriott Monroeville
- February 21st **PRJ SHARING**: Clarion, Park Inn by Radisson Clarion
- February 27th **PRJ SHARING**: Lancaster, Lancaster CD Office
- February 28th **PRJ SHARING**: Luzerne, Woodlands Inn & Resort
- March 6th **PRJ SHARING**: Centre, CDGRS Office
- March 7th **WEBINAR**: GIS and Quarterly Reporting Update
- March 27th **WEBINAR**: Project Sharing Session Highlights
- April 3rd **WEBINAR**: Taking better project photos (from workshop)
- Summer TBD **Stream Crossing Trainings** (4 regional)
- July TBD **ESM Boot Camp for CDs** (2 in State College)

Sharing Sessions:
 - Start next week
 - Please register

TBD:

- Admin Trainings
- GIS Beginner Training
- 4-5 Quarterly Report Trainings

Annual Workshop
 Indiana, PA
 September 18-20

<u>ESM Trainings:</u>		
3/28-29: Butler	4/3-4: Centre	4/10-11: Venango
4/17-18: Lancaster	5/1-2: Luzerne	5/9-10: Cumberland
5/22-23: Somerset	6/6-7: Potter	6/13-14: Schuylkill
7/11-12: Venango	8/1-2: Montgomery	8/21-22: Wayne
10/2-3: Bedford	10/17-18: Lycoming	11/7-8: Clearfield